



# ARKANSAS RAZORBACKS

1 National Championship » 6 Final Four Appearances » 10 Sweet 16 Appearances » 31 NCAA Tournament Bids

## » 2016-17 SCHEDULE »

Overall: 9-1 | SEC: 0-0 | H: 8-0 | A: 0-1 | N: 1-0

### NOVEMBER (4-1)

		W/L	SCORE
11	Fort Wayne	SEC Network +	W 92-83
14	Southern Illinois	SEC Network +	W 90-65
18	UT Arlington	SEC Network +	W 71-67
22	at Minnesota	ESPN3	L 85-71
28	Mount St. Mary's	SEC Network +	W 89-76

### DECEMBER (5-0)

1	Stephen F. Austin	SEC Network	W 78-62
3	Austin Peay	SEC Network +	W 99-62
6	Houston	SEC Network	W 84-72
10	North Florida	SEC Network	W 91-76
17	Texas*	ESPNU	W 77-74
20	North Dakota St.	SEC Network	6 p.m.
22	Sam Houston St.#		7 p.m.
29	Florida*	SEC Network	6 p.m.

### JANUARY (0-0)

3	at Tennessee*	SEC Network	5:30 p.m.
7	at Kentucky*	SEC Network	7:30 p.m.
10	Mississippi State*	SEC Network	8 p.m.
14	Missouri*	SEC Network	5 p.m.
17	at Texas A&M*	SEC Network	6 p.m.
21	LSU*	SEC Network	7:30 p.m.
24	at Vanderbilt*	SEC Network	7:30 p.m.
28	at Oklahoma St.%	ESPNU	3 p.m.

### FEBRUARY (0-0)

1	Alabama*	SEC Network	6 p.m.
4	at Missouri*	SEC Network	5 p.m.
7	Vanderbilt*	SEC Network	7:30 p.m.
11	at LSU*	SEC Network	7:30 p.m.
15	at South Carolina*	SEC Network	5:30 p.m.
18	Ole Miss*	SEC Network	5 p.m.
22	Texas A&M*	SEC Network	7:30 p.m.
25	at Auburn*	SEC Network	7:30 p.m.

### MARCH (0-0)

1	at Florida*	ESPN2	6 p.m.
4	Georgia*	ESPN/2	1 p.m.
8-12	SEC Tournament	Nashville, Tenn.	

All times Central and subject to change  
# at Verizon Arena (North Little Rock, Ark.)  
^ Lone Star Shootout (Houston, Texas)  
% Big12/SEC Challenge  
\* SEC Game

## » THE MATCHUP »

### ARKANSAS RAZORBACKS (9-1)

Head Coach: Mike Anderson (Tulsa '82)  
Record at Arkansas: 111-65 (6th Season)  
Overall Record: 311-163 (15th Season)



VS

### NORTH DAKOTA STATE BISON (8-4)

Head Coach: David Richman (North Dakota State '02)  
Record at NDSU: 51-30 (3rd Season)  
Overall Record: 51-30 (3rd Season)



## » #FASTEST40 FACTS »

• Arkansas is off to its best 10-game start in the Mike Anderson era with a 9-1 record.

• Saturday's 29-of-31 (.935) performance from the charity stripe against Texas was the second best percentage in school history with 30-plus attempts. Arkansas went 30-of-32 (.938) against Rice in 1982.

• Arkansas has recorded runs of at least 10-0 on 11 different occasions this year, including a season-high 21-0 run against Austin Peay on Dec. 3. The Razorbacks have multiple 10-0 runs in five of 10 games this year.

• The Razorbacks have held opponents scoreless for three-plus minutes 19 times this year, including at least once in nine of 10 games this season. Arkansas held UT Arlington scoreless for a season-best 7:11 during the second half, going on a 15-0 run.

• Arkansas has recorded 20-plus assists in three of the last six games and is currently tied for fifth in the country with five games of at least 20 assists this season. The Razorbacks are 37-3 in the Mike Anderson era when dishing out 20-plus assists.

• The Razorbacks have pulled down 10-plus offensive rebounds in 11 straight games, the longest streak under Anderson. Arkansas is scoring 16.2 percent of its points on second chance opportunities, good for 13.7 points a game.

• Arkansas has yet to trail this season in fast break points and holds a commanding 161-59 (+102) edge in the transition game. The Razorbacks have scored 20-plus fast break points in four of the 10 games this year.

## » GAMEDAY INFORMATION »

**DATE:** Tuesday, Dec. 20, 2016 | 6 p.m. CT  
**LOCATION:** Bud Walton Arena  
**TV:** SEC Network | WatchESPN  
**TALENT:** Alex Perlman (PXP), Daymeon Fishback (Analyst)  
**RADIO:** Razorback/IMG Sports Network  
**TALENT:** Chuck Barrett (PXP), Matt Zimmerman (Analyst)  
**STATS:** ArkansasRazorbacks.com | StatBroadcast  
**SERIES RECORD:** First Meeting  
**NEXT UP:** Sam Houston State - Thursday, Dec. 22 at 7 p.m.

## » #FASTEST40 STARTS »

• The Razorbacks are looking to win 10 of their first 11 games for the third time in the last 13 years and the 12th time since joining the SEC for the 1991-92 season. Arkansas has started at least 10-1 in 12 of the last 42 years dating back to the start of the Eddie Sutton era in 1974-75.

• In those 11 times starting at least 10-1 since the beginning of Eddie Sutton's tenure, Arkansas has made nine NCAA Tournament appearances, seven Sweet Sixteen's, five Elite Eight's, three Final Four's, two Championship Games and captured one National Title.



**DARYL**  
#MACONBUCKETS »



## » HOW THEY COMPARE » BY THE NUMBERS »

	84.2	.470	.359	38.9	17.4	5.6	8.8	72.2	.418	.356	+5.7	1.4
	≈	≈	≈	≈	≈	≈	≈		≈	≈	≈	≈
	POINTS	FG%	3FG%	BOARDS	ASSISTS	BLOCKS	STEALS	SCORING DEFENSE	FG% DEFENSE	3FG% DEFENSE	REBOUND MARGIN	AST-TO RATIO
	70.7	.477	.319	35.2	11.4	3.9	6.7	64.8	.412	.359	+2.2	0.9

#FASTEST40



## NUMERICAL ROSTER »

No.	Name	Pos.	Ht.	Wt.	Yr.	Hometown/High School/Last School
0	Jaylen Barford	G	6-3	202	Jr.	Jackson, Tenn. / Motlow State CC
1	Trey Thompson	F	6-9	265	Jr.	Madison, Ark. / Forrest City HS
2	Adrio Bailey	F	6-6	204	Fr.	Campti, La. / Lakeview HS
3	Dusty Hannahs	G	6-3	203	Sr.	Little Rock, Ark. / Pulaski Academy / Texas Tech
4	Daryl Macon	G	6-3	185	Jr.	Little Rock, Ark. / Parkview HS / Holmes CC
5	Arlando Cook	F	6-8	215	Jr.	St. Louis, Mo. / Madison Prep / Connors State College
11	RJ Glasper	G	5-10	168	Fr.	Forrest City, Ark. / Forrest City HS
12	Brachen Hazen	F	6-8	195	Fr.	Fort Wayne, Ind. / Columbia City HS
13	Dustin Thomas	F	6-8	225	R-Jr.	Texarkana, Texas / Pleasant Grove HS / Colorado
15	Jonathan Holmes	G	Fr.	5-10	190	Columbia, Ill./Columbia HS
21	Manuale Watkins	G	6-3	222	Sr.	Fayetteville, Ark./Fayetteville HS
23	C.J. Jones	G	6-5	175	Fr.	Birmingham, Ala. / Central Park Christian
31	Anton Beard	G	6-0	198	Jr.	N. Little Rock, Ark./North Little Rock HS
33	Moses Kingsley	F	6-10	230	Sr.	Abuja, Nigeria/Huntington Prep (W. Va.)

## COACHING STAFF »

Title	Name	Experience	Alma Mater
Head Coach	Mike Anderson	6th Year	Tulsa, '82
Associate Head Coach	Melvin Watkins	6th Year	Charlotte, '77
Assistant Coach	TJ Cleveland	6th Year	Arkansas, '02
Assistant Coach	Scotty Thurman	1st Year	Philander-Smith, '03
Director of Operations	Matt Zimmerman	6th Year	Arkansas, '90
Director of S-A Development	Jeff Daniels	6th Year	Montevallo, '82
Video Coordinator	Will Bartlett	6th Year	Missouri, '09
Special Assistant to the HC	Lee Mayberry	3rd Year	Arkansas, '15
Graduate Assistant	Kikko Haydar	2nd Year	Arkansas, '14
Graduate Assistant	Riley Hall	2nd Year	Arkansas, '16
Athletic Trainer	Dave England	33rd Year	Arkansas, '80



**Jaylen Barford**  
Jr. | G | 6-3 | 202



**Trey Thompson**  
Jr. | F | 6-9 | 265



**Adrio Bailey**  
Fr. | F | 6-6 | 204



**Dusty Hannahs**  
R-Sr. | G | 6-3 | 210



**Daryl Macon**  
Jr. | G | 6-3 | 185



**Arlando Cook**  
Jr. | F | 6-8 | 215



**RJ Glasper**  
Fr. | G | 5-10 | 168



**Brachen Hazen**  
Fr. | F | 6-8 | 195



**Dustin Thomas**  
R-Jr. | F | 6-8 | 225



**Manuale Watkins**  
Sr. | G | 6-3 | 222



**C.J. Jones**  
Fr. | G | 6-5 | 175



**Anton Beard**  
Jr. | G | 6-0 | 198



**Moses Kingsley**  
Sr. | F | 6-10 | 230



**Mike Anderson**  
Head Coach - 6th Season

## A-Z ROSTER »

No.	Name	Yr.
2	Bailey, Adrio	Fr.
0	Barford, Jaylen	Jr.
3	Beard, Anton	Jr.
5	Cook, Arlando	Jr.
11	Glasper, RJ	Fr.
3	Hannahs, Dusty	Sr.
12	Hazen, Brachen	Fr.
15	Jonathan Holmes	Fr.
23	Jones, C.J.	Fr.
33	Kingsley, Moses	Sr.
4	Macon, Daryl	Jr.
1	Thompson, Trey	Jr.
13	Thomas, Dustin	R-Jr.
21	Watkins, Manuale	Sr.

## BY STATE »

<b>Alabama (1)</b>		
23	Jones, C.J.	Fr.
<b>Arkansas (6)</b>		
3	Beard, Anton	Jr.
11	Glasper, RJ	Fr.
4	Macon, Daryl	Jr.
3	Hannahs, Dusty	Sr.
1	Thompson, Trey	Jr.
21	Watkins, Manuale	Sr.
<b>Illinois (1)</b>		
15	Holmes, Jonathan	Fr.
<b>Indiana (1)</b>		
12	Hazen, Brachen	Fr.
<b>International (1)</b>		
33	Kingsley, Moses	Sr.
<b>Louisiana (1)</b>		
2	Bailey, Adrio	Fr.
<b>Missouri (1)</b>		
5	Cook, Arlando	Jr.
<b>Tennessee (1)</b>		
0	Barford, Jaylen	Jr.
<b>Texas (1)</b>		
13	Thomas, Dustin	R-Jr.

## BY CLASS »

<b>FRESHMEN (4)</b>		
2	Bailey, Adrio	Fr.
11	Glasper, RJ	Fr.
12	Hazen, Brachen	Fr.
15	Holmes, Jonathan	Fr.
23	Jones, C.J.	Fr.
<b>JUNIORS (6)</b>		
0	Barford, Jaylen	Jr.
3	Beard, Anton	Jr.
5	Cook, Arlando	Jr.
4	Macon, Daryl	Jr.
1	Thompson, Trey	Jr.
13	Thomas, Dustin	R-Jr.
<b>SENIORS (3)</b>		
3	Hannahs, Dusty	Sr.
33	Kingsley, Moses	Sr.
21	Watkins, Manuale	Sr.

## THE PRONUNCIATIONS »

Adrio Bailey: A-Dree-O  
Brachen Hazen: Brack-en Haiz-en  
Manuale Watkins: Man-YOU-L

**THE NON-CON SLATE »**

• Arkansas is slated to play 13 non-conference games this year, with eight of those picked to finish in the top three of their respective league standings.

• The Razorbacks defeated the Summit League preseason favorite 92-83 in the season opener and knocked off the Sun Belt favorite 71-67 a week later.

• Arkansas has defeated three top 20 teams in the CollegeInsider.com Mid-Major Top 25 Poll with then No. 5 UT Arlington, No. 15 Fort Wayne and No. 16 Stephen F. Austin.

Opponent	Conference	Picked
Fort Wayne	Summit League	1st
Sam Houston State	Southland	1st
UT Arlington	Sun Belt	1st
North Florida	Atlantic Sun	2nd
Stephen F. Austin	Southland	2nd
Austin Peay	Ohio Valley	2nd/West
Texas	Big 12	3rd
North Dakota State	Summit League	3rd
Mount Saint Mary's	Northeast	4th
Houston	American Athletic	4th
Southern Illinois	Missouri Valley	5th
Oklahoma State	Big 12	7th
Minnesota	Big Ten	12th

**THE ART OF ORGANIZED CHAOS »**

• During the Mike Anderson era over the last five-plus years, Arkansas is tied for sixth in the country and ranks second the nation among high major programs in forcing the opponent to 25-plus turnovers in a game. It's happened nine times and the Razorbacks are 9-0 in those contests. During the same span, Arkansas is 27-2 when forcing 20 turnovers in a game, including 1-0 this season.

**THE SPLASH ZONE EFFECT »**

• Arkansas ranks fourth in the SEC in 3-point field percentage at .359, but is tied for the fewest attempts in the league at 167, which is 91 fewer than league-leader Vanderbilt.

• The Razorbacks have made at least one 3-pointer in 916 consecutive games dating back to Jan. 7, 1989 against Texas.

**CHARITY STRIPE »**

• The Razorbacks lead the SEC and rank ninth in free throw percentage at 79.0 percent, averaging 19.2 made free throws per game. Arkansas has made 82.7 percent of its free throws over the last 4 games.

• Dusty Hannahs is shooting 91.1 percent (41-45) from the charity stripe this season, good for 25th in the nation. Hannahs had made 26 straight free throws before missing against Texas.

• Daryl Macon has made 19 straight free throws after his 14-for-14 performance against Texas.

**BUILDING BLOCKS »**

• Moses Kingsley is 11th in the country with 3.1 blocks per game this season and has recorded at least one block in 40 of his last 43 contests.

• Has multiple blocks in seven games, and is T-8th in the country with three games of 5+ blocks.

**DOUBLE-DOUBLE MOJO »**

• Moses Kingsley posted 16 double-doubles last season, the second-most of any returning high-major player in the country. He is currently the SEC's active leader with 19 double-doubles in his career.

**THE MODEL OF EFFICIENCY »**

• Of the 942 players in the country with 20-plus assists, Manuale Watkins is 10th in assist/turnover ratio at 4.8. He ranks second in the SEC and sixth among high-major players. He has five turnovers in 218 minutes of action.

**THE 90-POINT PLATEAU »**

• Arkansas opened the season with consecutive 90-plus point games for the first time in 20 years and just the sixth time in program history. The Razorbacks have scored 90-plus points in four of the first 10 games for the first time since the 2000-01 season.

• In the five previous times Arkansas scored 90-plus points in the first two games, the Razorbacks won an NCAA Tournament game each season, advanced to the Elite 8 three times, lost in the 1990 Final Four and won the 1994 National Championship.

**ELITE COMPANY »**

• With 10 points and 10 rebounds at Minnesota, Moses Kingsley became the eighth player in program history to reach 800 points, 500 rebounds and 100 blocks as a Razorback.

Player	Gms	Rbds	Blks	Pts
Todd Day	127	673	102	2395
Oliver Miller	137	886	345	1674
Darian Townes	132	644	194	1318
Derek Hood	131	1002	103	1247
Mike Washington	120	651	107	1065
Bobby Portis	70	551	104	1047
<b>Moses Kingsley^</b>	<b>110</b>	<b>575</b>	<b>194</b>	<b>874</b>
Andrew Lang	121	690	252	838

\*Sorted by total points | ^Active | via @HogStats

• If Kingsley reaches 1,000 points, 700 rebounds and 200 blocks he would join Razorback legend Oliver Miller as the only players in program history to accomplish the feat.

**RECORD BREAKDOWN**

At Home (Bud Walton Arena)	8-0
At Home (Verizon Arena)	0-0
On The Road	0-1
Neutral	1-0
White Uniforms	8-0
Cardinal Uniforms	1-1
Anthracite Uniforms	0-0

**HALFTIME/LEADS/OVERTIME**

Leading at the half, home	5-0
Leading at the half, road/neutral	0-0
Tied at the half, home	1-0
Tied at the half, road/neutral	0-0
Trailing at the half, home	2-0
Trailing at the half, road/neutral	1-1
Games decided by 5 points or fewer	2-0
Games decided by 10 points or fewer	3-0
Leading with 5:00 left	8-0
Leading with 2:00 left	8-0
Overtime games	0-0

**OFFENSE**

Scoring less than 70 points	0-0
Scoring 70-79 points	3-1
Scoring 80-89 points	2-0
Scoring 90-99 points	4-0
Scoring 100+ points	0-0
2 Players Or Less in Double Figures	1-0
3 Players in Double Figures	2-0
4 Players in Double Figures	3-1
5 Players in Double Figures	2-0
6 Players in Double Figures	1-0
7 Players in Double Figures	0-0
1 Player Scores 20 Points	2-1
2 Players Score 20 Points	0-0
When shooting 50 percent or higher	4-0
When shooting less than 50 percent	5-1

**REBOUNDING/TURNOVERS**

When outrebounding opponent	7-1
When outrebounded	2-0
When rebounds are even	0-0
When grabbing 10+ offensive reb	9-1
When forcing 15+ turnovers	4-0
When committing less than 15 turnovers	9-0
When committing 15+ turnovers	0-1

**Top Scorers (Includes Ties)**

Dusty Hannahs	5-1
Daryl Macon	3-0
Jaylen Barford	1-0
Adrio Bailey	1-0

**Top Rebounders (Includes Ties)**

Moses Kingsley	7-1
Dustin Thomas	1-0
Anton Beard	1-0
Jaylen Barford	1-0
Manuale Watkins	1-0
Adrio Bailey	1-0

**Months**

In November	4-1
In December	5-0

## » QUICK FACTS »

### ABOUT ARKANSAS

Location.....	Fayetteville, Ark.
Enrollment .....	27,194
Founded.....	1871
Colors .....	Cardinal (PMS 201) and White
Nickname.....	Razorbacks
Conference.....	Southeastern (SEC)
Arena (Capacity).....	Bud Walton Arena (19,200)

### ADMINISTRATION

System President.....	Dr. Donald R. Bobbitt
Chancellor.....	Dr. Joseph E. Steinmetz
Vice Chancellor and Athletic Director .....	Jeff Long
Faculty Representative .....	Dr. Sharon Hunt

### COMMUNICATIONS

Associate Communications Director.....	David Beall
Email .....	jdb048@uark.edu
Office Phone.....	479-575-3114
Cell Phone .....	479-445-5336
Twitter .....	@Beall_sid
Secondary Contact .....	Brent Hull
Email .....	bwh003@uark.edu
Office Fax.....	479-575-7481
Athletic Website .....	ArkansasRazorbacks.com
Bud Walton Arena Press Row.....	479-575-6622
Arkansas Ticket Office.....	479-575-5151

### HISTORY

First Year .....	1923-24
Seasons.....	94th
Overall Conference Championships . 24 (2 SEC, 22 SWC)	
SEC Overall Championships .....	2 (1992, 1994)
SEC Division Championships ..	4 (1992, 1993, 1994, 1995)
SEC Tournament Championships .....	1 (2000)
NCAA Tournament Bids .....	31*
National Championships.....	1 (1994)
National Runner-Up.....	1 (1995)
NCAA Final Fours.....	6 (1941, 1945, 1978, 1990, 1994, 1995)
NCAA Elite Eight .....	6 (1978, 1979, 1990, 1994, 1995)
NCAA Sweet 16 .....	10
NIT Record (App.) .....	5-4 (3)

\* - Arkansas also received a bid in 1944 but was unable to participate due to a car accident. Total number of appearances is 30.

## » THE LITTLE THINGS MATTER »

Player	Deflections	Charges	Steals	Dunks	Blocks
Adrio Bailey	17	--	2	2	2
Jaylen Barford	36	--	14	2	4
Anton Beard	30	3	11	--	--
Arlando Cook	28	--	7	--	4
Dusty Hannahs	15	1	6	--	1
Brachen Hazen	2	--	--	--	--
Jonathan Holmes	1	--	--	--	--
C.J. Jones	8	--	--	1	4
Moses Kingsley	72	2	7	5	31
Daryl Macon	35	2	17	1	1
Trey Thompson	28	--	5	2	6
Dustin Thomas	37	2	4	--	3
Manuale Watkins	43	1	15	--	--
<b>Totals</b>	<b>352</b>	<b>11</b>	<b>88</b>	<b>13</b>	<b>56</b>

## » HONORS AND AWARDS »

### Moses Kingsley

- Allstate NABC Good Works Team Nominee
- Preseason SEC Player of the Year (Media)
- Preseason first team All-SEC (Coaches)
- Wooden Award Watch List
- Naismith Trophy Watch List
- Kareem Abdul-Jabbar Award Watch List
- Lute Olson Award Watch List
- Ranked No. 6 big man in the country by NBC Sports
- Ranked No. 21 player in the nation by NBC Sports
- Ranked No. 18 player in the nation by CBS Sports

### Dusty Hannahs

- Preseason second team All-SEC (Coaches)
- Jerry West Award Watch List
- Ranked No. 97 player in the nation by CBS Sports

### Jaylen Barford

- One of 15 Impact JUCO Transfers by Jon Rothstein

### Daryl Macon

- One of 15 Impact JUCO Transfers by Jon Rothstein
- MVP of the Lone Star Shootout

### Watch List Note

- Arkansas is one of 7 programs in the country to put players on watch lists for the Jerry West Award as the top shooting guard in the country and the Kareem Abdul-Jabbar Award as the nation's top center.

## » PROHOGS BY THE NUMBERS »

# #PR HOGS

37

» Arkansas has had 37 all-time NBA Draft selections from 35 different players in program history.

16

» The Razorbacks have 16 All-Star game appearances by Joe Johnson (7), Sidney Moncrief (5) and Alvin Robertson (4).

12

» Arkansas has 12 first round NBA Draft picks in program history with Sidney Moncrief going No. 5 overall in 1979.

## #PROHOGS PRODUCTION »

Arkansas has had 29 former players go on to play in the NBA, including three this season as listed below.

Player	Team	Yrs	Draft Class
Joe Johnson	Jazz	16th	2001 - 10th (BOS)
Patrick Beverley	Rockets	5th	2009 - 42nd (LAL)
Bobby Portis	Bulls	2nd	2015 - 22nd (CHI)



## MISCELLANEOUS STATISTICS »

### Double-Figure Scoring Games

Player	12-13	13-14	14-15	15-16	16-17	Career
Dusty Hannahs	7	11	--	28	10	56
Moses Kingsley	--	2	2	30	6	40
Anton Beard	--	--	8	7	3	18
Manuale Watkins	--	--	0	6	1	7
Dustin Thomas	--	1	3	--	3	7
Jaylen Barford	--	--	--	--	7	7
Daryl Macon	--	--	--	--	7	7
Trey Thompson	--	--	0	2	--	2
C.J. Jones	--	--	--	--	2	2
Adrio Bailey	--	--	--	--	1	1

### 20-Point Scoring Games

Player	12-13	13-14	14-15	15-16	16-17	Career
Dusty Hannahs	1	1	--	13	2	17
Moses Kingsley	--	0	0	8	--	8
Daryl Macon	--	--	--	--	1	1

### 30-Point Scoring Games

Player	12-13	13-14	14-15	15-16	16-17	Career
Dusty Hannahs	0	0	--	1	--	1

### 3 + Three-Pointers in a Game

Player	12-13	13-14	14-15	15-16	16-17	Career
Dusty Hannahs	6	4	--	18	3	31
Anton Beard	--	--	2	1	--	3
Daryl Macon	--	--	--	--	2	2
Dustin Thomas	--	1	--	--	--	1
C.J. Jones	--	--	--	--	1	1

### 5 + Three-Pointers in a Game

Player	12-13	13-14	14-15	15-16	16-17	Career
Dusty Hannahs	--	1	--	3	1	5

### Double Figure Rebounding Games

Player	12-13	13-14	14-15	15-16	16-17	Career
Moses Kingsley	--	1	0	16	4	21

### Double-Doubles

Player	12-13	13-14	14-15	15-16	16-17	Career
Moses Kingsley	--	1	0	16	2	19

### 5 + Assist Games

Player	12-13	13-14	14-15	15-16	16-17	Career
Daryl Macon	--	--	--	--	3	3
Manuale Watkins	--	0	1	1	--	2
Moses Kingsley	--	0	1	0	1	2
Trey Thompson	--	--	0	1	--	1
Anton Beard	--	--	--	--	1	1

### 3 + Steals in a Game

Player	12-13	13-14	14-15	15-16	16-17	Career
Manuale Watkins	--	0	3	3	1	7
Anton Beard	--	--	4	1	1	6
Moses Kingsley	--	0	0	3	--	3
Daryl Macon	--	--	--	--	2	2
Jaylen Barford	--	--	--	--	2	2
Dusty Hannahs	0	0	--	1	--	1
Dustin Thomas	--	--	1	--	--	1

### 3 + Blocks in a Game

Player	12-13	13-14	14-15	15-16	16-17	Career
Moses Kingsley	--	7	5	13	6	31
Trey Thompson	--	--	0	2	--	2
C.J. Jones	--	--	--	--	1	1

## RECORD WATCH IN 2016-17 »

### MOSES KINGSLEY »

- 126 points shy of becoming the 40th player in school history to eclipse the 1,000 career points at Arkansas.
- 85 made free throws shy tying Darrell Walker for 10th all-time in school history with 333 career free throws made.
- 106 free throw attempts shy of tying Ronnie Brewer for 10th all-time in school history with 486 free throws attempted in a career.
- 72 rebounds shy of tying Corliss Williamson for 10th all-time in school history with 647 career rebounds.
- Currently ranks tied for 4th all-time with Darian Townes with 194 career blocked shots. Is 58 blocked shots shy of tying Andrew Lang for 3rd in school history.

### DUSTY HANNAHS »

- On pace to finish in the top-three in school history for career free throw percentage.
- On pace to break the school record for 3-point field goal percentage in a career.
- 49 made 3-pointers shy of tying Brandon Dean for 10th all-time in school history for made 3-pointers.
- Reached the 1,000-point mark for his career in the season opener against Fort Wayne with 462 coming at Texas Tech and now 691 coming at Arkansas.

## PERFECTION IN THE PALACE »

- Since Mike Anderson came back to Arkansas, the Razorbacks have the third-most home victories in the country with 88.
- Arkansas is one of 11 teams with 80-plus wins and fewer than 15 losses at home over the last six seasons.
- The Razorbacks are 54-1 against unranked non-conference opponents inside Bud Walton Arena under Anderson.

## » BY THE NUMBERS »

5

» Five current Razorbacks have received SEC All-Academic honors during their career.

13

» Arkansas has had 13 current and former players graduate since May 2014, averaging four graduates per academic year.

3.0

» Over the last calendar year, the Razorbacks have had a cumulative grade point average of 3.097.

# PLAY HARD ACT RIGHT

• Senior Dusty Hannahs completed his undergrad in December and graduated from the Walton College of Business with a degree in Supply Chain Management.

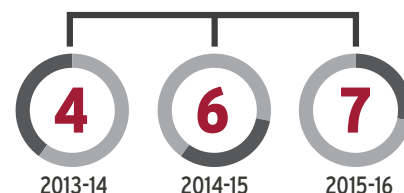
• Moses Kingsley and Manuale Watkins are slated to graduate on time this spring.

• Trey Thompson is set to graduate a year early this summer and start graduate school next fall during his senior year.

• Eleven of the 14 players had a 3.0 or higher GPA during the summer term.

17

SEC Academic Honor Roll Players over the last three seasons



## » THE NATIONAL POLLS »

### Associated Press Poll - (Dec. 19)

RK	TEAM	RECORD	POINTS
1	Villanova (56)	11-0	1,614
2	UCLA (3)	12-0	1,514
3	Kansas	10-1	1,450
4	Baylor (6)	11-0	1,439
5	Duke	10-1	1,385
6	<b>Kentucky</b>	<b>10-1</b>	<b>1,337</b>
7	Gonzaga	11-0	1,211
8	North Carolina	10-2	1,170
9	Creighton	11-0	1,058
10	Louisville	10-1	1,044
11	West Virginia	9-1	937
12	Virginia	9-1	886
13	Butler	10-1	821
14	Wisconsin	10-2	781
15	Purdue	9-2	754
16	Indiana	8-2	719
17	Xavier	9-2	542
18	Arizona	10-2	501
19	Saint Mary's	8-1	389
20	Oregon	10-2	299
21	Florida State	11-1	290
22	<b>South Carolina</b>	<b>9-1</b>	<b>218</b>
23	USC	10-0	212
24	Cincinnati	9-2	202
25	Notre Dame	9-2	188

Others receiving votes: **Florida** 48, Virginia Tech 40, Maryland 27, Seton Hall 15, **Oklahoma State** 8, Valparaiso 7, **Minnesota** 6, Miami 5, Northwestern 4, Iowa State 1, Clemson 1, Kansas State 1, Loyola (CHI) 1

### USA Today Coaches Poll (Dec. 19)

RK	TEAM	RECORD	POINTS
1	Villanova (28)	11-0	796
2	UCLA (2)	12-0	755
3	Kansas (1)	10-1	712
4	Duke (1)	10-1	688
5	<b>Kentucky</b>	<b>10-1</b>	<b>667</b>
6	Baylor	11-0	658
7	Gonzaga	11-0	611
8	North Carolina	10-2	563
9	Creighton	11-0	539
10	Virginia	9-1	476
11	Louisville	10-1	469
12	West Virginia	9-1	460
13	Butler	10-1	388
14	Wisconsin	10-2	366
15	Purdue	9-2	337
16	Indiana	8-2	319
17	Xavier	9-2	295
18	Arizona	10-2	229
19	Saint Mary's	8-1	197
20	<b>South Carolina</b>	<b>9-1</b>	<b>180</b>
21	Oregon	10-2	145
22	Florida State	11-1	111
23	Cincinnati	9-2	108
24	Notre Dame	9-2	92
25	USC	10-0	88

Others receiving votes: **Florida** 30, Oklahoma State 21, Maryland 20, **Arkansas** 15, Miami 13, Virginia Tech 8, California 7, Middle Tennessee 7, Wichita St 7, Seton Hall 7, TCU 6, Texas Tech 3, Nevada 2, Colorado 2, Michigan State 1, **Minnesota** 1, Valparaiso 1

## » WEEK-BY-WEEK RANKINGS »

WEEK	AP	COACHES	NCAA RPI
Preseason	NR	RV	--
Nov. 14	NR	RV	--
Nov. 21	NR	RV	--
Nov. 28	NR	RV	--
Dec. 5	NR	RV	19
Dec. 12	NR	RV	29
Dec. 19	NR	RV	26
Dec. 26			
Jan. 2			
Jan. 9			
Jan. 16			
Jan. 23			
Jan. 30			
Feb. 6			
Feb. 13			
Feb. 20			
Feb. 27			
March 6			
March 13			
Final			

### The Last time Arkansas was ranked in the AP...

Top 25:	No. 21	March 16, 2015
Top 15:	No. 15	Nov. 14, 2000
Top 10:	No. 6	1994-95 Final Poll
Top 5:	No. 5	March 7, 1995
No. 1:	No. 1	1994-95 Preseason Poll

## DANIEL GAFFORD

El Dorado, Arkansas • El Dorado High School

ESPN.com	★★★★
247Sports.com	★★★★
Rivals.com	★★★★
Scout.com	★★★★
Future150.com	★★★★



- Ranked as the No. 1 player in the state of Arkansas and the No. 11 power forward in the 2017 class by 247Sports.com.

- Is a consensus top 50 player and as high as No. 33 in the class by Rivals.com.

- Averaged 14 points, 14 rebounds and six blocks per game as a junior.

- Invited to the Nike Academy in Los Angeles in July.

- Participated in the Nike Elite 100 Camp and the Nike Peach Invite with Arkansas Team Portis Wings.

## KHALIL GARLAND

Little Rock, Arkansas • Parkview High School

ESPN.com	★★★★
247Sports.com	★★★★
Rivals.com	★★★
Scout.com	★★★
Future150.com	★★★



- Ranked as the No. 2 player in the state of Arkansas, the No. 12 guard in the 2017 class and No. 55 overall by ESPN.

- Averaged 18 points and 8.0 rebounds during his junior season.

- Named the 2016 State Tournament MVP after leading the Patriots to the 2016 Arkansas 6A State Championship behind a 20-point performance in the title game.

- Earned All-State and All-Tournament honors during his junior campaign.

## DARIOUSHALL

Little Rock, Arkansas • Mills Univ. Studies HS

ESPN.com	★★★★
247Sports.com	★★★
Rivals.com	★★★
Scout.com	★★★
Future150.com	★★★



- Ranked as the No. 4 player in the state of Arkansas and the No. 50 power forward in the 2017 class by 247Sports.com.

- Averaged 16 points and 8 rebounds per game during his junior season.

- Is a two-time All-State and All-Conference selection at Mills University Studies High School.

- Played in the Nike EYBL Peach Jam for Team Penny.

- Participated in the Adidas Uprising Gauntlet, averaging 15.3 points and 7.0 rebounds per game.



### » A LOOK AT THE FUTURE »

"These three individuals will come in and make the **STATE** of Arkansas **PROUD**." - Mike Anderson

The 2017 All-Arkansas early signees are a unanimous **TOP 25 CLASS** and as high as No. 14 in the country by ESPN.com

"It is **AWESOME** when we can have players in our state come in and **IMPACT** our program." - Mike Anderson

# MIKE ANDERSON



## CAREER NUMBERS

### At Arkansas: 111-65 (6th Year)

2016-17	»	9-1
2015-16	»	16-16
2014-15	»	27-9 (NCAA, Third Round)
2013-14	»	22-12 (NIT, Second Round)
2012-13	»	19-13
2011-12	»	18-14

### At Missouri: 111-57 (5 Years)

2010-11	»	23-11 (NCAA Second Round)
2009-10	»	23-11 (NCAA Second Round)
2008-09	»	31-7 (NCAA Elite Eight)
2007-08	»	16-16
2006-07	»	18-12

### At Alabama-Birmingham (UAB): 89-41 (4 Years)

2005-06	»	24-7 (NCAA First Round)
2004-05	»	22-11 (NCAA Second Round)
2003-04	»	22-10 (NCAA Sweet 16, C-USA Co-Champs)
2002-03	»	21-13 (NIT Quarterfinals)

**Overall Record**     **311-163 (15th Year)**

## IT'S A NUMBERS GAME

### Postseason Tournaments

**1 2 3 4 5 6 7 8 9**

### 20-Win Seasons

**1 2 3 4 5 6 7 8 9**

### NCAA Tournaments

**1 2 3 4 5 6 7**

### 30-Win Seasons

**1**

### Losing Seasons

**0**

## PERSONAL INFO

Born: Dec. 12, 1959  
Hometown: Birmingham, Ala.  
Alma Mater: Tulsa (1982)  
Wife: Marcheita  
Children: Darcheita, Michael Jr., Yvonne  
Date Named Head Coach at Arkansas: March 23, 2011

**HEAD COACH**  
**6TH SEASON AT ARKANSAS**  
**15TH SEASON OVERALL**

The Razorback Nation welcomed home one of its own on March 23, 2011, when Mike Anderson was named the 12th head men's basketball coach in Arkansas history. Charged with bringing back the winning tradition that was synonymous with the Razorback program throughout the '80s and '90s, Anderson enters his sixth season at Arkansas and 15th year as a head coach in 2016-17.

After losing 72 percent of scoring production heading into the 2015-16 season, Anderson continued his history of developing players as Arkansas finished third in the Southeastern Conference in scoring at 78.2 points per game and paced the league in three-point field goal percentage, turnover margin and assist/turnover ratio. Despite dropping eight games by four points or less, Arkansas never wavered and caught fire toward the end of the season to win four of its final five regular season games and finish eighth in the SEC. The Razorbacks became one of five teams to post a .500 or better record in conference play each of the last four years.

A longtime assistant and associate head coach at Arkansas, Anderson spent a combined nine years as a head coach at the University of Alabama-Birmingham and the University of Missouri before returning to the Razorbacks.

One of just 10 current Division I head coaches with 10-plus years of experience and no losing seasons, Anderson's 14 years at the helm of a program have resulted in a 302-162 record, nine 20-win campaigns, seven NCAA Tournament appearances, two Sweet Sixteen berths and a run to the 2009 Elite Eight.

During his first five seasons at Arkansas, Anderson produced a 102-64 record and was the first head coach in program history to win 18 or more games in each of his first four years. Anderson has also re-established Bud Walton Arena as one of the toughest places to play and brought excitement back to the tradition-rich program. In his first five years, Arkansas has won 80 games (80-12) in Bud Walton Arena, including an arena-record 17 during each of his first three years. The 2012-13 squad posted just the third unbeaten SEC home record (9-0) in program history and the first since 1998. The success on-and-off the court has translated into fan support as Arkansas returned to the top 25 in national attendance the first four years, including No. 11 in 2014-15.

## CONSISTENCY

*Head coach Mike Anderson is one of just 10 current Division I coaches with 10-plus years of head coaching experience and no losing seasons. Anderson and Thad Matta are the only coaches to accomplish the feat during stops at three different institutions.*

<b>Coach</b>	<b>Schools</b>	<b>Yrs</b>
Roy Williams	Kansas/UNC	27
Tom Izzo	Michigan State	20
Mark Few	Gonzaga	16
Thad Matta	Butler/Xavier/Ohio State	15
<b>Mike Anderson</b>	<b>UAB/Missouri/Arkansas</b>	<b>14</b>
Jamie Dixon	Pittsburgh	12
Sean Miller	Xavier/Arizona	11
Andy Kennedy	Cincinnati/Ole Miss	10
Dave Rose	BYU	10
Ben Jacobson	Northern Iowa	10



## » ARKANSAS GAME HIGHS »

POINTS	99	AUSTIN PEAY (12/03/16)
	92	FORT WAYNE (11/11/16)
	91	NORTH FLORIDA (12/10/16)
	90	SOUTHERN ILLINOIS (11/14/16)
FIELD GOALS MADE	40	AUSTIN PEAY (12/03/16)
	35	FORT WAYNE (11/11/16)
FIELD GOAL ATTEMPTS	77	AUSTIN PEAY (12/03/16)
	67	MOUNT ST. MARY'S (11/28/16)
FIELD GOAL PERCENTAGE	.530 (35-66)	FORT WAYNE (11/11/16)
	.519 (40-77)	AUSTIN PEAY (12/03/16)
3 PT FIELD GOALS MADE	13	SOUTHERN ILLINOIS (11/14/16)
	9	AUSTIN PEAY (12/03/16)
3 PT FG ATTEMPTS	23	AUSTIN PEAY (12/03/16)
	23	SOUTHERN ILLINOIS (11/14/16)
3 PT FG PERCENTAGE	.565 (13-23)	SOUTHERN ILLINOIS (11/14/16)
	.429 (6-14)	HOUSTON (12/06/16)
FREE THROWS MADE	29	vs Texas (12/17/16)
	24	NORTH FLORIDA (12/10/16)
	24	UT ARLINGTON (11/18/16)
FREE THROW ATTEMPTS	32	NORTH FLORIDA (12/10/16)
	32	UT ARLINGTON (11/18/16)
FREE THROW PERCENTAGE	.935 (29-31)	vs Texas (12/17/16)
	.909 (10-11)	AUSTIN PEAY (12/03/16)
REBOUNDS	47	AUSTIN PEAY (12/03/16)
	42	NORTH FLORIDA (12/10/16)
ASSISTS	28	AUSTIN PEAY (12/03/16)
	23	SOUTHERN ILLINOIS (11/14/16)
STEALS	13	NORTH FLORIDA (12/10/16)
	12	STEPHEN F. AUSTIN (12/01/16)
BLOCKED SHOTS	11	AUSTIN PEAY (12/03/16)
	9	FORT WAYNE (11/11/16)
TURNOVERS	21	at Minnesota (11/22/16)
FOULS	29	FORT WAYNE (11/11/16)
	24	vs Texas (12/17/16)
	24	at Minnesota (11/22/16)

## » ARKANSAS GAME LOWS »

POINTS	71	UT ARLINGTON (11/18/16)
	71	at Minnesota (11/22/16)
	77	vs Texas (12/17/16)
	78	STEPHEN F. AUSTIN (12/01/16)
FIELD GOALS MADE	21	UT ARLINGTON (11/18/16)
	22	vs Texas (12/17/16)
FIELD GOAL ATTEMPTS	53	UT ARLINGTON (11/18/16)
	56	STEPHEN F. AUSTIN (12/01/16)
FIELD GOAL PERCENTAGE	.355 (22-62)	vs Texas (12/17/16)
	.396 (21-53)	UT ARLINGTON (11/18/16)
3 PT FIELD GOALS MADE	1	at Minnesota (11/22/16)
	3	STEPHEN F. AUSTIN (12/01/16)
3 PT FG ATTEMPTS	8	at Minnesota (11/22/16)
	13	STEPHEN F. AUSTIN (12/01/16)
3 PT FG PERCENTAGE	.125 (1-8)	at Minnesota (11/22/16)
	.231 (3-13)	STEPHEN F. AUSTIN (12/01/16)
FREE THROWS MADE	10	AUSTIN PEAY (12/03/16)
	16	FORT WAYNE (11/11/16)
FREE THROW ATTEMPTS	11	AUSTIN PEAY (12/03/16)
	20	at Minnesota (11/22/16)
FREE THROW PERCENTAGE	.667 (16-24)	FORT WAYNE (11/11/16)
	.680 (17-25)	MOUNT ST. MARY'S (11/28/16)
REBOUNDS	29	STEPHEN F. AUSTIN (12/01/16)
	35	UT ARLINGTON (11/18/16)
ASSISTS	8	at Minnesota (11/22/16)
	10	UT ARLINGTON (11/18/16)
	10	vs Texas (12/17/16)
STEALS	5	HOUSTON (12/06/16)
	6	vs Texas (12/17/16)
BLOCKED SHOTS	1	MOUNT ST. MARY'S (11/28/16)
	1	STEPHEN F. AUSTIN (12/01/16)
TURNOVERS	7	MOUNT ST. MARY'S (11/28/16)
	9	AUSTIN PEAY (12/03/16)
FOULS	15	NORTH FLORIDA (12/10/16)
	17	MOUNT ST. MARY'S (11/28/16)

## » ARKANSAS INDIVIDUAL GAME HIGHS »

Points	23	Macon, Daryl vs Texas (12/17/16)
	23	Hannahs, Dusty vs Fort Wayne (11/11/16)
	20	Hannahs, Dusty at Minnesota (11/22/16)
	19	Hannahs, Dusty vs Southern Illinois (11/14/16)
	17	Hannahs, Dusty vs North Florida (12/10/16)
	17	Hannahs, Dusty vs Houston (12/06/16)
	17	Macon, Daryl vs Houston (12/06/16)
	17	Barford, Jaylen vs UT Arlington (11/18/16)
Field Goals Made	7	Bailey, Adrio vs Austin Peay (12/03/16)
	7	Hannahs, Dusty at Minnesota (11/22/16)
	7	Hannahs, Dusty vs Fort Wayne (11/11/16)
Field Goal Att.	17	Hannahs, Dusty vs Fort Wayne (11/11/16)
	16	Barford, Jaylen vs North Florida (12/10/16)
FG Pct (min 5 made)	.875 (7-8)	Bailey, Adrio vs Austin Peay (12/03/16)
	.857 (6-7)	Thomas, Dustin vs Mount St. Mary's (11/28/16)
3-Point FG Made	5	Hannahs, Dusty vs Southern Illinois (11/14/16)
	4	Macon, Daryl vs Southern Illinois (11/14/16)
3-Point FG Att.	7	Hannahs, Dusty vs UT Arlington (11/18/16)
	6	Hannahs, Dusty vs Texas (12/17/16)
	6	Hannahs, Dusty vs North Florida (12/10/16)
	6	Macon, Daryl vs Southern Illinois (11/14/16)
	6	Hannahs, Dusty vs Southern Illinois (11/14/16)
	6	Macon, Daryl vs Fort Wayne (11/11/16)
	6	Hannahs, Dusty vs Fort Wayne (11/11/16)
3-Pt FG Pct (min 2 made)	1.000 (2-2)	Jones, CJ vs Stephen F. Austin (12/01/16)
	.833 (5-6)	Hannahs, Dusty vs Southern Illinois (11/14/16)
Free Throws Made	14	Macon, Daryl vs Texas (12/17/16)
	8	Hannahs, Dusty vs Fort Wayne (11/11/16)
Free Throw Att.	14	Macon, Daryl vs Texas (12/17/16)
	10	Hannahs, Dusty vs Fort Wayne (11/11/16)
FT Pct (min 3 made)	1.000 (14-14)	Macon, Daryl vs Texas (12/17/16)
	1.000 (7-7)	Kingsley, Moses vs Southern Illinois (11/14/16)
	1.000 (5-5)	Macon, Daryl vs North Florida (12/10/16)
	1.000 (5-5)	Hannahs, Dusty vs North Florida (12/10/16)
	1.000 (5-5)	Hannahs, Dusty vs Stephen F. Austin (12/01/16)
	1.000 (5-5)	Hannahs, Dusty at Minnesota (11/22/16)
	1.000 (4-4)	Cook, Arlando vs Texas (12/17/16)
	1.000 (4-4)	Thomas, Dustin vs North Florida (12/10/16)
	1.000 (4-4)	Kingsley, Moses vs Austin Peay (12/03/16)
	1.000 (4-4)	Hannahs, Dusty vs Mount St. Mary's (11/28/16)
	1.000 (4-4)	Macon, Daryl at Minnesota (11/22/16)
	1.000 (4-4)	Hannahs, Dusty vs Southern Illinois (11/14/16)
	1.000 (3-3)	Barford, Jaylen vs Texas (12/17/16)
	1.000 (3-3)	Kingsley, Moses vs Texas (12/17/16)
	1.000 (3-3)	Hannahs, Dusty vs Houston (12/06/16)
	1.000 (3-3)	Jones, CJ vs Southern Illinois (11/14/16)
Rebounds	13	Kingsley, Moses vs Mount St. Mary's (11/28/16)
	10	Kingsley, Moses vs Texas (12/17/16)
	10	Kingsley, Moses vs North Florida (12/10/16)
	10	Kingsley, Moses at Minnesota (11/22/16)
Assists	6	Beard, Anton vs Southern Illinois (11/14/16)
	5	Kingsley, Moses vs Austin Peay (12/03/16)
	5	Macon, Daryl vs Stephen F. Austin (12/01/16)
	5	Macon, Daryl vs Southern Illinois (11/14/16)
	5	Macon, Daryl vs Fort Wayne (11/11/16)
Steals	4	Beard, Anton vs Stephen F. Austin (12/01/16)
	4	Macon, Daryl vs Fort Wayne (11/11/16)
Blocked Shots	7	Kingsley, Moses vs Fort Wayne (11/11/16)
	5	Kingsley, Moses vs Texas (12/17/16)
	5	Kingsley, Moses vs Southern Illinois (11/14/16)
Turnovers	6	Barford, Jaylen vs UT Arlington (11/18/16)
	5	Macon, Daryl at Minnesota (11/22/16)
Fouls	5	Kingsley, Moses at Minnesota (11/22/16)
	5	Thomas, Dustin vs Fort Wayne (11/11/16)
Minutes	33	Macon, Daryl vs Fort Wayne (11/11/16)
	32	Kingsley, Moses vs Texas (12/17/16)
	31	Barford, Jaylen vs UT Arlington (11/18/16)
	30	Macon, Daryl vs Houston (12/06/16)
	30	Kingsley, Moses vs UT Arlington (11/18/16)
	30	Hannahs, Dusty vs Fort Wayne (11/11/16)

## » THE LAST TIME ARKANSAS »

### POINTS »

- Scored 100+ : 12/01/2015 - 117 vs. Northwestern St.
- Scored 100+ in an SEC game: 02/10/2015 - 101 vs. Auburn
- Scored fewer than 50: 02/09/2016 - 46 at Mississippi State

### OVERTIME GAMES »

- Played in an OT game: 01/30/2016 vs. Texas Tech, W, 75-68 (OT)
- Played in a 2OT game: 01/16/2013 vs. Auburn, W, 88-80 (2 OT)
- Played in a 3OT game: 02/09/1980 vs. Houston, L, 90-84 (3 OT)

### VERSUS TOP-25 OPPONENTS »

- Beat an AP Top 25-ranked opponent: 01/27/2016 vs. #5 Texas A&M, W, 74-71
- Beat an AP Top 10 team: 01/27/2016 vs. #5 Texas A&M, W, 74-71
- Beat an AP Top 5 team: 01/27/2016 vs. #5 Texas A&M, W, 74-71

### VERSUS TOP-25 OPPONENTS ON THE ROAD »

- Beat an AP Top 25 team on road: 02/27/2014 at #17 Kentucky, W, 71-67 (OT)
- Beat an AP Top 5 team on road: 02/09/1994 at #4 Kentucky, W, 90-82

### DOUBLE-DOUBLES »

- Two players in same game: vs. Auburn (02/17/2016)
  - Moses Kingsley (20 pts, 10 rebs) and Jabril Durham (12 pts, 10 asts)

### 3-POINT SHOOTING »

- 10+ 3FGM in a game: 11/14/2016 - 13 vs. Southern Illinois
- 15+ 3FGM in a game: 01/09/2016 - 16 vs. Mississippi State

### AT THE CHARITY STRIPE »

- Attempted 30+ FT in a game: 12/17/2016 - 31 vs. Texas
- 20+ FTM in a game: 12/17/2016 - 29 vs. Texas
- 25+ FTM in a game: 12/17/2016 - 29 (of 31) vs. Texas

## » THE LAST TIME AN ARKANSAS PLAYER »

### POINTS »

- Scored 30-39 points in a game: 03/10/2016 - 33 by Dusty Hannahs vs. Florida
- Scored 40-49 points in a game: 01/11/1992 - 43 by Todd Day vs. LSU
- Scored 50+ points in a game: 11/13/2009 - 51 by Rotnei Clarke vs. Alcorn St.

### DOUBLE-DOUBLES »

- Points/Rebounds: 12/10/2016 - 13 pts and 10 rebs by Moses Kingsley vs. North Florida
- Points/Assists: 2/17/2016 - 12 pts and 10 asts by Jabril Durham vs. Auburn

### REBOUNDS »

- Had 15+ rebounds in a game: 03/07/2015 - 15 by Bobby Portis vs. LSU
- Had 20+ rebounds in a game: 11/21/1997 - 23 by Nick Davis vs. Jackson St.

### THREE-POINT SHOOTING »

- 5+ 3FGM in a game: 11/14/2016 - 5 (6 att) by Dusty Hannahs vs. Southern Illinois

### AT THE CHARITY STRIPE »

- 10+ FTA in a game: 12/17/2016 - 14 by Daryl Macon vs. Texas
- 10+ FTM in a game: 12/17/2016 - 14 (14 att) by Daryl Macon vs. Texas

### ASSISTS »

- 5+ assists in a game: 12/3/2016 - 5 by Moses Kingsley vs. Austin Peay
- Consecutive 5+ assists games: 03/05/2016 vs. South Carolina (11) and 03/10/2016 (6) vs. Florida by Jabril Durham
- 10+ assists in a game: 03/05/2016 - 11 by Jabril Durham vs. South Carolina
- Consecutive 10+ assists games: 01/16/2010 vs. Alabama (10) and 01/21/2010 vs. Florida (11) by Courtney Fortson

### BLOCKS »

- Had 3+ blocks in a game: 12/17/2016 - 5 by Moses Kingsley vs. Texas
- Had 5+ blocks in a game: 12/17/2016 - 5 by Moses Kingsley vs. Texas

### STEALS »

- Had 5+ steals in a game: 01/09/2016 - 6 by Jabril Durham vs. Mississippi State
- Had consecutive 5+ steal games: 01/01/2006 vs. Western Ill. (5) and 01/07/2006 vs. Miss. St. (5) by Ronnie Brewer

# STARTING LINEUPS »

Date	Opponent	G	G	G	F	F	Outcome
Nov. 11	Fort Wayne	Barford	Macon	Hannahs	Thomas	Kingsley	W, 92-83
Nov. 14	Southern Illinois	Barford	Macon	Hannahs	Thomas	Kingsley	W, 90-65
Nov. 18	UT Arlington	Barford	Macon	Hannahs	Thomas	Kingsley	W, 71-67
Nov. 22	at Minnesota	Barford	Macon	Hannahs	Thomas	Kingsley	L, 85-71
Nov. 28	Mount Saint Mary's	Beard	Watkins	Hannahs	Thomas	Kingsley	W, 89-76
Dec. 1	Stephen F. Austin	Beard	Watkins	Hannahs	Thomas	Kingsley	W, 78-62
Dec. 3	Austin Peay	Barford	Macon	Watkins	Thomas	Kingsley	W, 99-62
Dec. 6	Houston	Barford	Macon	Watkins	Thomas	Kingsley	W, 84-72
Dec. 10	North Florida	Barford	Macon	Watkins	Thomas	Kingsley	W, 91-76
Dec. 17	Texas^	Barford	Macon	Watkins	Thomas	Kingsley	W, 77-74
Dec. 20	North Dakota State	--	--	--	--	--	--
Dec. 22	Sam Houston State#	--	--	--	--	--	--
Dec. 29	Florida*	--	--	--	--	--	--
Jan. 3	at Tennessee*	--	--	--	--	--	--
Jan. 7	at Kentucky*	--	--	--	--	--	--
Jan. 10	Mississippi State*	--	--	--	--	--	--
Jan. 14	Missouri*	--	--	--	--	--	--
Jan. 17	at Texas A&M*	--	--	--	--	--	--
Jan. 21	LSU*	--	--	--	--	--	--
Jan. 24	at Vanderbilt*	--	--	--	--	--	--
Jan. 28	at Oklahoma State%	--	--	--	--	--	--
Feb. 1	Alabama*	--	--	--	--	--	--
Feb. 4	at Missouri*	--	--	--	--	--	--
Feb. 7	Vanderbilt*	--	--	--	--	--	--
Feb. 11	at LSU*	--	--	--	--	--	--
Feb. 15	at South Carolina*	--	--	--	--	--	--
Feb. 18	Ole Miss*	--	--	--	--	--	--
Feb. 22	Texas A&M*	--	--	--	--	--	--
Feb. 25	at Auburn*	--	--	--	--	--	--
March 1	at Florida*	--	--	--	--	--	--
March 4	Georgia*	--	--	--	--	--	--

# at Verizon Arena (North Little Rock, Ark.)

^ Lone Star Shootout (Houston, Texas)

% Big12/SEC Challenge

\* SEC Game

## LEADS & DEFICITS »

Date	Opponent	Largest Lead	Largest Deficit	Time Led	Time Trailed	Time Tied	Outcome
Nov. 11	Fort Wayne	15 (2nd - 2:42)	6 (1st - 8:06)	31:22	7:16	0:52	W, 92-83
Nov. 14	Southern Illinois	36 (2nd - 16:41)	3 (1st - 18:50)	37:39	0:55	1:26	W, 90-65
Nov. 18	UT Arlington	7 (2nd - 10:36)	17 (1st - 12:37)	11:37	26:34	1:49	W, 71-67
Nov. 22	at Minnesota	6 (1st - 12:50)	22 (2nd - 5:32)	6:33	30:16	3:11	L, 85-71
Nov. 28	Mount Saint Mary's	21 (2nd - 6:41)	4 (1st - 18:27)	35:10	3:05	1:45	W, 89-76
Dec. 1	Stephen F. Austin	23 (2nd - 3:15)	2 (1st - 19:22)	36:33	0:28	2:59	W, 78-62
Dec. 3	Austin Peay	41 (2nd - 8:38)	2 (1st - 19:30)	36:58	0:35	2:27	W, 99-62
Dec. 6	Houston	14 (1st - 10:25)	3 (1st - 18:40)	32:27	6:27	1:06	W, 84-72
Dec. 10	North Florida	16 (2nd - 1:12)	3 (2nd - 13:44)	29:39	6:15	4:06	W, 91-76
Dec. 17	Texas^	9 (2nd - 11:58)	7 (1st - 12:35)	2:05	22:22	15:20	W, 77-74
Dec. 20	North Dakota State	--	--	--	--	--	--
Dec. 22	Sam Houston State#	--	--	--	--	--	--
Dec. 29	Florida*	--	--	--	--	--	--
Jan. 3	at Tennessee*	--	--	--	--	--	--
Jan. 7	at Kentucky*	--	--	--	--	--	--
Jan. 10	Mississippi State*	--	--	--	--	--	--
Jan. 14	Missouri*	--	--	--	--	--	--
Jan. 17	at Texas A&M*	--	--	--	--	--	--
Jan. 21	LSU*	--	--	--	--	--	--
Jan. 24	at Vanderbilt*	--	--	--	--	--	--
Jan. 28	at Oklahoma State%	--	--	--	--	--	--
Feb. 1	Alabama*	--	--	--	--	--	--
Feb. 4	at Missouri*	--	--	--	--	--	--
Feb. 7	Vanderbilt*	--	--	--	--	--	--
Feb. 11	at LSU*	--	--	--	--	--	--
Feb. 15	at South Carolina*	--	--	--	--	--	--
Feb. 18	Ole Miss*	--	--	--	--	--	--
Feb. 22	Texas A&M*	--	--	--	--	--	--
Feb. 25	at Auburn*	--	--	--	--	--	--
March 1	at Florida*	--	--	--	--	--	--
March 4	Georgia*	--	--	--	--	--	--

^ Lone Star Shootout (Houston, Texas) | # at Verizon Arena (North Little Rock, Ark.) | % Big12/SEC Challenge | \* SEC Game

## HUSTLE & EFFORT »

Date	Opponent	Deflections	Charges	Steals	Dunks	Blocks
Nov. 11	Fort Wayne	39	1	9	0	9
Nov. 14	Southern Illinois	36	1	7	2	7
Nov. 18	UT Arlington	38	1	11	3	6
Nov. 22	at Minnesota	25	1	8	0	4
Nov. 28	Mount Saint Mary's	26	1	8	1	1
Dec. 1	Stephen F. Austin	37	1	12	1	1
Dec. 3	Austin Peay	48	1	9	5	11
Dec. 6	Houston	26	2	5	0	5
Dec. 10	North Florida	40	1	13	1	4
Dec. 17	Texas^	37	1	6	0	8
Dec. 20	North Dakota State	--	--	--	--	--
Dec. 22	Sam Houston State#	--	--	--	--	--
Dec. 29	Florida*	--	--	--	--	--
Jan. 3	at Tennessee*	--	--	--	--	--
Jan. 7	at Kentucky*	--	--	--	--	--
Jan. 10	Mississippi State*	--	--	--	--	--
Jan. 14	Missouri*	--	--	--	--	--
Jan. 17	at Texas A&M*	--	--	--	--	--
Jan. 21	LSU*	--	--	--	--	--
Jan. 24	at Vanderbilt*	--	--	--	--	--
Jan. 28	at Oklahoma State%	--	--	--	--	--
Feb. 1	Alabama*	--	--	--	--	--
Feb. 4	at Missouri*	--	--	--	--	--
Feb. 7	Vanderbilt*	--	--	--	--	--
Feb. 11	at LSU*	--	--	--	--	--
Feb. 15	at South Carolina*	--	--	--	--	--
Feb. 18	Ole Miss*	--	--	--	--	--
Feb. 22	Texas A&M*	--	--	--	--	--
Feb. 25	at Auburn*	--	--	--	--	--
March 1	at Florida*	--	--	--	--	--
March 4	Georgia*	--	--	--	--	--
<b>TOTALS</b>		<b>352</b>	<b>11</b>	<b>88</b>	<b>13</b>	<b>56</b>

^ Lone Star Shootout (Houston, Texas) | # at Verizon Arena (North Little Rock, Ark.) | % Big12/SEC Challenge | \* SEC Game



## » GAME-BY-GAME LEADERS »

Date	Opponent	Points	Rebounds	Assists	Steals	Blocks
Nov. 11	Fort Wayne	Hannahs (23)	Kingsley (9)	Macon (5)	Macon (4)	Kingsley (7)
Nov. 14	Southern Illinois	Hannahs (19)	Kingsley (7)	Beard (6)	Seven Players (1)	Kingsley (5)
Nov. 18	UT Arlington	Barford (17)	Three Players (6)	Four Players (2)	Barford (3)	Kingsley (4)
Nov. 22	at Minnesota	Hannahs (20)	Kingsley (10)	Three Players (3)	Watkins (3)	Kingsley (3)
Nov. 28	Mount Saint Mary's	Macon (15)	Kingsley (13)	Two Players (4)	Two Players (2)	Kingsley (1)
Dec. 1	Stephen F. Austin	Hannahs (15)	Watkins (7)	Macon (5)	Beard (4)	Jones (1)
Dec. 3	Austin Peay	Bailey (14)	Two Players (7)	Kingsley (5)	Two Players (2)	Two Players (3)
Dec. 6	Houston	Two Players (17)	Kingsley (9)	Watkins (4)	Beard (2)	Two Players (2)
Dec. 10	North Florida	Hannahs (17)	Kingsley (10)	Two Players (4)	Two Players (3)	Barford (2)
Dec. 17	Texas^	Macon (23)	Kingsley (10)	Two Players (2)	Hannahs (2)	Kingsley (5)
Dec. 20	North Dakota State	--	--	--	--	--
Dec. 22	Sam Houston State#	--	--	--	--	--
Dec. 29	Florida*	--	--	--	--	--
Jan. 3	at Tennessee*	--	--	--	--	--
Jan. 7	at Kentucky*	--	--	--	--	--
Jan. 10	Mississippi State*	--	--	--	--	--
Jan. 14	Missouri*	--	--	--	--	--
Jan. 17	at Texas A&M*	--	--	--	--	--
Jan. 21	LSU*	--	--	--	--	--
Jan. 24	at Vanderbilt*	--	--	--	--	--
Jan. 28	at Oklahoma State%	--	--	--	--	--
Feb. 1	Alabama*	--	--	--	--	--
Feb. 4	at Missouri*	--	--	--	--	--
Feb. 7	Vanderbilt*	--	--	--	--	--
Feb. 11	at LSU*	--	--	--	--	--
Feb. 15	at South Carolina*	--	--	--	--	--
Feb. 18	Ole Miss*	--	--	--	--	--
Feb. 22	Texas A&M*	--	--	--	--	--
Feb. 25	at Auburn*	--	--	--	--	--
March 1	at Florida*	--	--	--	--	--
March 4	Georgia*	--	--	--	--	--

^ Lone Star Shootout (Houston, Texas) | # at Verizon Arena (North Little Rock, Ark.) | % Big12/SEC Challenge | \* SEC Game

## » MISCELLANEOUS TEAM STATS »

Date	Opponent	W/L	Points In Paint			Pts Off Turnovers			2nd Chance Pts			Fast Break Pts			
			Ark	Opp.	Diff.	Ark	Opp.	Diff.	Ark	Opp.	Diff.	Ark	Opp.	Diff.	
Nov. 11	Fort Wayne	W	52	22	+30	16	12	+4	9	21	-12	24	0	+24	
Nov. 14	Southern Illinois	W	30	28	+2	21	17	+4	11	10	+1	17	2	+15	
Nov. 18	UT Arlington	W	24	20	+4	28	20	+8	9	18	-9	10	8	+2	
Nov. 22	at Minnesota	L	46	38	+8	11	26	-15	11	13	-2	6	4	+2	
Nov. 28	Mount Saint Mary's	W	48	34	+14	18	10	+8	13	6	+7	21	9	+12	
Dec. 1	Stephen F. Austin	W	36	28	+8	29	24	+5	12	9	+3	20	4	+16	
Dec. 3	Austin Peay	W	52	40	+12	25	8	+17	26	10	+16	28	7	+21	
Dec. 6	Houston	W	38	38	0	15	19	-4	13	9	+4	12	12	0	
Dec. 10	North Florida	W	38	20	+18	21	12	+9	22	6	+16	10	2	+8	
Dec. 17	Texas^	W	32	32	0	12	8	+4	11	18	-7	13	11	+2	
Dec. 20	North Dakota State	--	--	--	--	--	--	--	--	--	--	--	--	--	
Dec. 22	Sam Houston State#	--	--	--	--	--	--	--	--	--	--	--	--	--	
Dec. 29	Florida*	--	--	--	--	--	--	--	--	--	--	--	--	--	
Jan. 3	at Tennessee*	--	--	--	--	--	--	--	--	--	--	--	--	--	
Jan. 7	at Kentucky*	--	--	--	--	--	--	--	--	--	--	--	--	--	
Jan. 10	Mississippi State*	--	--	--	--	--	--	--	--	--	--	--	--	--	
Jan. 14	Missouri*	--	--	--	--	--	--	--	--	--	--	--	--	--	
Jan. 17	at Texas A&M*	--	--	--	--	--	--	--	--	--	--	--	--	--	
Jan. 21	LSU*	--	--	--	--	--	--	--	--	--	--	--	--	--	
Jan. 24	at Vanderbilt*	--	--	--	--	--	--	--	--	--	--	--	--	--	
Jan. 28	at Oklahoma State%	--	--	--	--	--	--	--	--	--	--	--	--	--	
Feb. 1	Alabama*	--	--	--	--	--	--	--	--	--	--	--	--	--	
Feb. 4	at Missouri*	--	--	--	--	--	--	--	--	--	--	--	--	--	
Feb. 7	Vanderbilt*	--	--	--	--	--	--	--	--	--	--	--	--	--	
Feb. 11	at LSU*	--	--	--	--	--	--	--	--	--	--	--	--	--	
Feb. 15	at South Carolina*	--	--	--	--	--	--	--	--	--	--	--	--	--	
Feb. 18	Ole Miss*	--	--	--	--	--	--	--	--	--	--	--	--	--	
Feb. 22	Texas A&M*	--	--	--	--	--	--	--	--	--	--	--	--	--	
Feb. 25	at Auburn*	--	--	--	--	--	--	--	--	--	--	--	--	--	
March 1	at Florida*	--	--	--	--	--	--	--	--	--	--	--	--	--	
March 4	Georgia*	--	--	--	--	--	--	--	--	--	--	--	--	--	
TOTALS			9-1	396	300	+96	196	156	+40	137	120	+17	161	59	+102

^ Lone Star Shootout (Houston, Texas) | # at Verizon Arena (North Little Rock, Ark.) | % Big12/SEC Challenge | \* SEC Game

at guard... a six-three junior... from Jackson, Tennessee... number zero...

# JAYLEN BARFORD



## » @JBarford1 NEWS & NOTES »

- Has scored in double-figures and recorded multiple assists in seven out of the first 10 games.
- Third on the team in scoring, averaging 10.8 points per game.
- Scored a career-high 17 pts, six rebounds and three steals in the win vs. UT Arlington.
- Junior college transfer from Motlow State Community College.
- Ranked at the No. 1 junior college transfer in the 2016 class.
- Named one of 15 Impact JUCO Transfers by Jon Rothstein.
- Led the nation last year in scoring at 26.2 points per game and paced the country in field goals made (310-527) and total point (837).
- Scored 20+ points 31 times in JUCO, 30+ 12 times.
- Was named First Team All-American and TCCAA Player of the Year last season.

## » GAME-BY-GAME STATS »

Opponent	Date	gs	min	Total		3-Pointers		Free throws		Rebounds								pts	avg		
				fg-fga	pct	3fg-fga	pct	ft-fa	pct	off	def	tot	avg	pf	a	t/o	blk			stl	
FORT WAYNE	11/11/16	*	27	4-9	.444	1-1	1.000	1-2	.500	1	4	5	5.0	3	4	2	0	1	10	10.0	
SOUTHERN ILLINOIS	11/14/16	*	22	4-7	.571	1-2	.500	0-2	.000	0	2	2	3.5	2	2	2	0	0	9	9.5	
UT ARLINGTON	11/18/16	*	31	6-12	.500	1-2	.500	4-6	.667	3	3	6	4.3	1	2	6	0	3	17	12.0	
at Minnesota	11/22/16	*	25	5-9	.556	0-1	.000	2-2	1.000	1	1	2	3.8	3	2	2	0	1	12	12.0	
MOUNT ST. MARY'S	11/28/16	*	23	5-8	.625	2-4	.500	1-1	1.000	0	1	1	3.2	2	1	0	0	2	13	12.2	
STEPHEN F. AUSTIN	12/01/16	*	20	2-6	.333	0-3	.000	4-5	.800	1	2	3	3.2	2	1	3	0	1	8	11.5	
AUSTIN PEAY	12/03/16	*	21	5-10	.500	1-3	.333	1-1	1.000	0	6	6	3.6	2	4	0	1	2	12	11.6	
HOUSTON	12/06/16	*	15	1-5	.200	0-1	.000	0-0	.000	0	1	1	3.3	1	1	2	0	0	2	10.4	
NORTH FLORIDA	12/10/16	*	25	6-16	.375	1-5	.200	1-4	.250	2	2	4	3.3	1	3	1	2	3	14	10.8	
vs Texas	12/17/16	*	26	4-10	.400	0-3	.000	3-3	1.000	0	3	3	3.3	4	3	2	1	1	11	10.8	
Totals			8	235	42-92	.457	7-25	.280	17-26	.654	8	25	33	3.3	21	23	20	4	14	108	10.8

Games played: 10  
Minutes/game: 23.5  
Points/game: 10.8  
FG Pct: 45.7  
3FG Pct: 28.0  
FT Pct: 65.4

Rebounds/game: 3.3  
Assists/game: 2.3  
Turnovers/game: 2.0  
Assist/turnover ratio: 1.2  
Steals/game: 1.4  
Blocks/game: 0.4

## » SEASON/CAREER HIGHS »

### POINTS

Season: 17 vs. UT Arlington (11/18/16)  
Career: 17 vs. UT Arlington (11/18/16)

### FIELD GOALS

Season: 6 (2x) last vs. North Florida (12/10/16)  
Career: 6 (2x) last vs. North Florida (12/10/16)

### FIELD GOALS ATTEMPTED

Season: 16 vs. North Florida (12/10/16)  
Career: 16 vs. North Florida (12/10/16)

### 3-POINT FIELD GOALS

Season: 2 vs. Mount St. Mary's (11/28/16)  
Career: 2 vs. Mount St. Mary's (11/28/16)

### 3-POINT FG ATTEMPTS

Season: 5 vs. North Florida (12/10/16)  
Career: 5 vs. North Florida (12/10/16)

### FREE THROWS MADE

Season: 4 (2x) last vs. Stephen F. Austin (12/1/16)  
Career: 4 (2x) last vs. Stephen F. Austin (12/1/16)

### FREE THROWS ATTEMPTS

Season: 6 vs. UT Arlington (11/18/16)  
Career: 6 vs. UT Arlington (11/18/16)

### REBOUNDS

Season: 6 (2x) last vs. Austin Peay (12/3/16)  
Career: 6 (2x) last vs. Austin Peay (12/3/16)

### ASSISTS

Season: 4 vs. Fort Wayne (11/11/16)  
Career: 4 vs. Fort Wayne (11/11/16)

### STEALS

Season: 3 (2x) last vs. North Florida (12/10/16)  
Career: 3 (2x) last vs. North Florida (12/10/16)

### BLOCKS

Season: 2 vs. North Florida (12/10/16)  
Career: 2 vs. North Florida (12/10/16)

### MINUTES

Season: 31 vs. UT Arlington (11/18/16)  
Career: 31 vs. UT Arlington (11/18/16)

## » CAREER STATISTICS AT ARKANSAS »

			Total		3-Point		F-Throws		Rebounds											Scoring	
Season	gp-gs	min/avg	fg-fga	pct	fg-fga	pct	ft-fa	pct	off	def	tot	avg	pf	fo	ast	to	blk	stl	pts	avg	
2016-17	10-8	235/23.5	42-92	.457	7-25	.280	17-26	.654	8	25	33	3.3	21	0	23	20	4	14	108	10.8	
TOTAL	10-8	235/23.5	42-92	.457	7-25	.280	17-26	.654	8	25	33	3.3	21	0	23	20	4	14	108	10.8	

at forward... a six-nine junior... from Madison, Arkansas... number one...

# TREY THOMPSON



## @T\_Top24 NEWS & NOTES »

- Second on the team in blocks with six.
- Is set to graduate a year early this summer and start graduate school next fall during his senior year.
- Averaged 3.1 points and 4.3 rebounds per game last season as a sophomore.
- Scored a career high 13 points against LSU (2/23/16) after going a perfect 6-6 from the field.
- Recorded a career high nine rebounds and four blocked shots against Texas Tech last season (1/30/16).
- Went to high school with teammate RJ Gasper.

## » GAME-BY-GAME STATS »

Opponent	Date	gs	min	Total		3-Pointers		Free throws		Rebounds			pf	a	t/o	blk	stl	pts	avg	
				fg	fga	pct	3fg	3fa	pct	ft	fta	pct								off
FORT WAYNE	11/11/16	13		2-2	1.000	0-0	.000	1-2	.500	0	4	4	4.0	3	1	0	2	5	5.0	
SOUTHERN ILLINOIS	11/14/16	15		1-3	.333	0-0	.000	2-2	1.000	1	3	4	4.0	3	1	1	0	1	4.5	
UT ARLINGTON	11/18/16	7		1-2	.500	0-0	.000	1-1	1.000	3	1	4	4.0	2	0	2	0	3	4.0	
at Minnesota	11/22/16	13		0-0	.000	0-0	.000	0-0	.000	0	3	3	3.8	1	2	1	0	0	3.0	
MOUNT ST. MARY'S	11/28/16	13		0-1	.000	0-0	.000	0-0	.000	1	4	5	4.0	3	1	0	0	1	2.4	
STEPHEN F. AUSTIN	12/01/16	6		0-0	.000	0-0	.000	0-0	.000	0	1	1	3.5	3	0	0	0	0	2.0	
AUSTIN PEAY	12/03/16	13		2-2	1.000	0-0	.000	0-0	.000	2	2	4	3.6	0	1	0	2	4	2.3	
HOUSTON	12/06/16	13		2-2	1.000	0-0	.000	0-0	.000	0	1	1	3.3	3	2	0	2	0	2.5	
NORTH FLORIDA	12/10/16	13		2-2	1.000	0-0	.000	2-4	.500	2	0	2	3.1	2	0	0	0	1	6	2.9
vs Texas	12/17/16	8		1-4	.250	0-0	.000	1-2	.500	2	1	3	3.1	2	0	0	0	0	3	2.9
Totals		0	114	11-18	.611	0-0	.000	7-11	.636	11	20	31	3.1	22	8	4	6	5	29	2.9

Games played: 10  
Minutes/game: 11.4  
Points/game: 2.9  
FG Pct: 61.1  
FT Pct: 63.6

Rebounds/game: 3.1  
Assists/game: 0.8  
Turnovers/game: 0.4  
Assist/turnover ratio: 2.0  
Steals/game: 0.5  
Blocks/game: 0.6

## » SEASON/CAREER HIGHS »

### POINTS

Season: 6 vs. North Florida (12/10/16)  
Career: 13 vs. LSU (Feb. 23, 2016)

### FIELD GOALS

Season: 2 (4x) last vs. North Florida (12/10/16)  
Career: 6 vs. LSU (2/23/16)

### FIELD GOALS ATTEMPTED

Season: 4 vs. Texas (12/17/16)  
Career: 7 vs. Tennessee Tech (12/12/15)

### 3-POINT FIELD GOALS

Season: --  
Career: --

### 3-POINT FG ATTEMPTS

Season: --  
Career: --

### FREE THROWS MADE

Season: 2 (2x) last vs. North Florida (12/10/16)  
Career: 4 at Texas A&M (1/2/16)

### FREE THROWS ATTEMPTS

Season: 4 vs. North Florida (12/10/16)  
Career: 5 at Texas A&M (1/2/16)

### REBOUNDS

Season: 5 vs. Mount St. Mary's (11/28/16)  
Career: 9 vs. Texas Tech (1/30/16)

### ASSISTS

Season: 2 (2x) last vs. Houston (12/6/16)  
Career: 5 vs. North Florida (12/22/15)

### STEALS

Season: 2 vs. Austin Peay (12/3/16)  
Career: 2 vs. Austin Peay (12/3/16)

### BLOCKS

Season: 2 (3x) last vs. Houston (12/6/16)  
Career: 4 vs. Texas Tech (1/30/16)

### MINUTES

Season: 15 vs. Southern Illinois (11/14/16)  
Career: 29 vs. LSU (2/23/16)

## » CAREER STATISTICS AT ARKANSAS »

Season	gp-gs	min/avg	Total fg-fga	pct	3-Point fg-fga	pct	F-Throws ft-fa	pct	Rebounds off def tot avg	Scoring pf fo ast to blk stl pts avg
2014-15	14-0	33/2.4	1-5	.200	0-0	.000	3-3	1.000	3 3 6 0.4	3 0 1 4 1 1 5 0.4
2015-16	29-1	503/17.3	37-61	.607	0-0	.000	16-31	.516	28 96 124 4.3	88 6 36 33 27 13 90 3.1
2016-17	10-0	114/11.4	11-18	.611	0-0	.000	7-11	.636	11 20 31 3.1	22 0 8 4 6 5 29 2.9
TOTAL	53-1	650/12.3	49-84	.583	0-0	.000	26-45	.578	42 119 161 3.0	113 6 45 41 34 19 124 2.3

at forward... a **six-six** freshman... from Campti, **Louisiana**... number **two**...

# ADRIOBAILEY



## >> @AdrioBailey NEWS & NOTES »

- Led the team in points (14) and rebounds (7) in the 99-62 victory over Austin Peay.
- Recorded career highs in points (14), rebounds (7), assists (2) and blocks (2) against Austin Peay.
- Scored his first collegiate points against Stephen F. Austin, a back door cut for a throw down slam.
- Ranked the No. 11 player in the state of Louisiana.
- Ranked the No. 50 small forward in the 2016 class by Rivals.com.
- Averaged 19.5 points, 12.7 rebounds and 3.9 blocks per game last season as a senior in high school.

## >> GAME-BY-GAME STATS »

Opponent	Date	gs	min	Total		3-Pointers		Free throws		Rebounds			pf	a	t/o	blk	stl	pts	avg
				fg-fga	pct	3fg-fga	pct	ft-fa	pct	off	def	tot							
FORT WAYNE	11/11/16	3	0	0	.000	0	0	0	.000	0	1	1	1.0	1	0	1	0	0	0.0
SOUTHERN ILLINOIS	11/14/16	7	0	1	.000	0	0	0	.000	1	0	1	1.0	1	0	3	0	0	0.0
UT ARLINGTON	11/18/16	dnp		-	-	-	-	-	-	-	-	-	-	-	-	-	-	-	-
at Minnesota	11/22/16	5	0	1	.000	0	0	0	.000	0	1	1	1.0	0	0	0	0	0	0.0
MOUNT ST. MARY'S	11/28/16	4	0	0	.000	0	0	0	.000	0	0	0	0.8	0	1	0	1	0	0.0
STEPHEN F. AUSTIN	12/01/16	12	1	1	1.000	0	0	0	.000	0	0	0	0.6	4	0	1	0	2	0.4
AUSTIN PEAY	12/03/16	18	7	8	.875	0	0	0	.000	4	3	7	1.7	2	2	2	1	14	2.7
HOUSTON	12/06/16	7	0	1	.000	0	0	0	.000	1	1	2	1.7	1	1	1	0	1	2.4
NORTH FLORIDA	12/10/16	6	1	1	1.000	0	0	0	.000	1	0	1	1.6	1	0	0	0	3	2.5
vs Texas	12/17/16	dnp		-	-	-	-	-	-	-	-	-	-	-	-	-	-	-	-
Totals		0	62	9-13	.692	0-0	.000	2-6	.333	7	6	13	1.6	10	4	8	2	20	2.5

Games played: 8  
Minutes/game: 7.8  
Points/game: 2.5  
FG Pct: 69.2  
FT Pct: 33.3

Rebounds/game: 1.6  
Assists/game: 0.5  
Turnovers/game: 1.0  
Assist/turnover ratio: 0.5  
Steals/game: 0.3  
Blocks/game: 0.3

## >> SEASON/CAREER HIGHS »

### POINTS

Season: 14 vs. Austin Peay (12/3/16)

Career: 14 vs. Austin Peay (12/3/16)

### FIELD GOALS

Season: 7 vs. Austin Peay (12/3/16)

Career: 7 vs. Austin Peay (12/3/16)

### FIELD GOALS ATTEMPTED

Season: 8 vs. Austin Peay (12/3/16)

Career: 8 vs. Austin Peay (12/3/16)

### 3-POINT FIELD GOALS

Season: --

Career: --

### 3-POINT FG ATTEMPTS

Season: --

Career: --

### FREE THROWS MADE

Season: 1 vs. North Florida (12/10/16)

Career: 1 vs. North Florida (12/10/16)

### FREE THROWS ATTEMPTS

Season: 2 (2x) last vs. North Florida (12/10/16)

Career: 2 (2x) last vs. North Florida (12/10/16)

### REBOUNDS

Season: 7 vs. Austin Peay (12/3/16)

Career: 7 vs. Austin Peay (12/3/16)

### ASSISTS

Season: 2 vs. Austin Peay (12/3/16)

Career: 2 vs. Austin Peay (12/3/16)

### STEALS

Season: 1 (2x) last vs. Austin Peay (12/3/16)

Career: 1 (2x) last vs. Austin Peay (12/3/16)

### BLOCKS

Season: 2 vs. Austin Peay (12/3/16)

Career: 2 vs. Austin Peay (12/3/16)

### MINUTES

Season: 18 vs. Austin Peay (12/3/16)

Career: 18 vs. Austin Peay (12/3/16)

## >> CAREER STATISTICS AT ARKANSAS »

Season	gp-gs	min/avg	Total fg-fga	pct	3-Point fg-fga	pct	F-Throws ft-fa	pct	Rebounds off def tot	avg	pf	fo	ast	to	blk	stl	Scoring pts	avg
2016-17	8-0	62/7.8	9-13	.692	0-0	.000	2-6	.333	7	6	13	1.6	10	0	4	8	20	2.5
TOTAL	8-0	62/7.8	9-13	.692	0-0	.000	2-6	.333	7	6	13	1.6	10	0	4	8	20	2.5



at guard... a **six-three** redshirt-senior... from Little Rock, **Arkansas**... number **three**...

# DUSTY HANNAHS



## » @D\_Hannahs NEWS & NOTES »

- Took his last final exam last Wednesday and finished his degree from the Walton College of Business.
- Has scored in double figures in 17 straight contests dating back to last season.
- Of the 383 players in the nation who have scored 150+ points, Hannahs is 30th in points per 40 mins with 27.3.
- Is 57-of-62 (.919) from the charity stripe over the last 13 games dating back to last year.
- Ranks 25th in the country in free throw percentage at 91.1 percent.
- Leads the team in scoring at 16.2 points per game.
- Reached the 1,000 point club for his career in the season opener with a 23-point effort.
- Scheduled to graduate in December with a degree Supply Chain Management.
- Named to the Preseason Second Team All-SEC as voted on by the league coaches.
- One of 20 players on the Jerry West Shooting Guard of the Year Award watch list.
- Ranked No. 97 player in the nation by CBS Sports.

## » GAME-BY-GAME STATS »

Opponent	Date	gs	min	Total		3-Pointers		Free throws		Rebounds				pf	a	t/o	blk	stl	pts	avg
				fg-fga	pct	3fg-fga	pct	ft-fa	pct	off	def	tot	avg							
FORT WAYNE	11/11/16	*	30	7-17	.412	1-6	.167	8-10	.800	1	0	1	1.0	1	2	1	0	1	23	23.0
SOUTHERN ILLINOIS	11/14/16	*	20	5-7	.714	5-6	.833	4-4	1.000	1	4	5	3.0	2	1	1	0	0	19	21.0
UT ARLINGTON	11/18/16	*	27	2-10	.200	2-7	.286	5-6	.833	1	0	1	2.3	1	2	0	0	1	11	17.7
at Minnesota	11/22/16	*	29	7-12	.583	1-2	.500	5-5	1.000	1	1	2	2.3	1	0	3	0	0	20	18.3
MOUNT ST. MARY'S	11/28/16	*	20	4-14	.286	0-5	.000	4-4	1.000	1	1	2	2.2	1	1	1	0	1	12	17.0
STEPHEN F. AUSTIN	12/01/16	*	24	5-9	.556	0-2	.000	5-5	1.000	0	0	0	1.8	1	2	1	0	1	15	16.7
AUSTIN PEAY	12/03/16		21	5-12	.417	3-5	.600	0-0	.000	0	1	1	1.7	2	0	0	0	0	13	16.1
HOUSTON	12/06/16		17	6-11	.545	2-5	.400	3-3	1.000	1	0	1	1.6	2	1	2	0	0	17	16.3
NORTH FLORIDA	12/10/16		25	5-10	.500	2-6	.333	5-5	1.000	0	1	1	1.6	0	3	2	1	0	17	16.3
vs Texas	12/17/16		24	5-11	.455	3-6	.500	2-3	.667	0	0	0	1.4	3	1	2	0	2	15	16.2
Totals		6	237	51-113	.451	19-50	.380	41-45	.911	6	8	14	1.4	14	13	13	1	6	162	16.2

Games played: 10  
Minutes/game: 23.7  
Points/game: 16.2  
FG Pct: 45.1  
3FG Pct: 38.0  
FT Pct: 91.1

Rebounds/game: 1.4  
Assists/game: 1.3  
Turnovers/game: 1.3  
Assist/turnover ratio: 1.0  
Steals/game: 0.6  
Blocks/game: 0.1

## » SEASON/CAREER HIGHS »

### POINTS

Season: 23 vs. Fort Wayne (11/11/16)  
Career: 33 vs. Florida (3/10/16)

### FIELD GOALS

Season: 7 (2x) last at Minnesota (11/22/16)  
Career: 12 vs. Florida (3/10/16)

### FIELD GOALS ATTEMPTED

Season: 17 vs. Fort Wayne (11/11/16)  
Career: 23 vs. Florida (3/10/16)

### 3-POINT FIELD GOALS

Season: 5 vs. Southern Illinois (11/14/16)  
Career: 8 vs. Mississippi State (1/9/16)

### 3-POINT FG ATTEMPTS

Season: 6 (2x) last vs. North Florida (12/10/16)  
Career: 13 vs. Mississippi State (1/9/16)

### FREE THROWS MADE

Season: 8 vs. Fort Wayne (11/11/16)  
Career: 10 vs. Evansville (12/8/15)

### FREE THROWS ATTEMPTS

Season: 10 vs. Fort Wayne (11/11/16)  
Career: 10 (3x) last vs. Fort Wayne (11/11/16)

### REBOUNDS

Season: 5 vs. Southern Illinois (11/14/16)  
Career: 6 (2x) last vs. Missouri (2/20/16)

### ASSISTS

Season: 3 vs. North Florida (12/10/16)  
Career: 6 at West Virginia (1/22/14)^

### STEALS

Season: 2 vs. Texas (12/17/16)  
Career: 3 (2x) last vs. Mississippi State (1/9/15)

### BLOCKS

Season: 1 vs. North Florida (12/10/16)  
Career: 1 (3x) last vs. North Florida (12/10/16)

### MINUTES

Season: 30 vs. Fort Wayne (11/11/16)  
Career: 40 vs. Texas Tech (1/30/16)

^ - at Texas Tech

## » CAREER STATISTICS AT ARKANSAS »

Season	gp-gs	min/avg	Total		3-Point		F-Throws		Rebounds				Scoring					
			fg-fga	pct	fg-fga	pct	ft-fa	pct	off	def	tot	avg	pf	fo	ast	to	blk	stl
2015-16	32-20	866/27.1	174-380	.458	81-187	.433	100-115	.870	19	58	77	2.4	68	0	29	41	0	20
2016-17	10-6	237/23.7	51-113	.451	19-50	.380	41-45	.911	6	8	14	1.4	14	0	13	13	1	6
TOTAL	42-26	1103/26.3	225-493	.456	100-237	.422	141-160	.881	25	66	91	2.2	82	0	42	54	1	26

at guard... a **six-three** junior... from Little Rock, **Arkansas**... number **four**...

# DARYL MACON



## » @YoD4\_\_ NEWS & NOTES »

- Scored a career-high 23 points against Texas and was named the Lone Star Shootout MVP.
- His 14-of-14 free throw performance against Texas was the 2nd most makes in program history without a miss.
- Has scored at least 12 points in seven of the 10 games this season.
- Had a career-high 23 points against Texas, going 14-of-14 from the free throw line.
- Is the only player in the last 30 years to have 13+ points, 7+ rebounds, 5+ assists and 4+ steals in his Razorback debut. (Via @HogStats)
- Had a game-high 5 assists against Stephen F. Austin.
- Second on the team in scoring at 12.7 points per game.
- Ranked as the No. 3 junior college transfer in the 2016 class.
- Named one of 15 Impact JUCO Transfers by Jon Rothstein.
- Averaged 23.9 points, 3.7 rebounds, and 3.2 assists per game as a sophomore at Holmes CC.

## » GAME-BY-GAME STATS »

Opponent	Date	gs	min	Total		3-Pointers		Free throws		Rebounds				pf	a	t/o	blk	stl	pts	avg	
				fg-fga	pct	3fg-fga	pct	ft-fta	pct	off	def	tot	avg								
FORT WAYNE	11/11/16	*	33	5-11	.455	2-6	.333	1-2	.500	2	5	7	7.0	3	5	4	0	4	13	13.0	
SOUTHERN ILLINOIS	11/14/16	*	20	4-6	.667	4-6	.667	0-0	.000	0	2	2	4.5	2	5	0	1	12	12.5		
UT ARLINGTON	11/18/16	*	26	2-6	.333	0-3	.000	3-4	.750	0	2	2	3.7	4	0	1	0	7	10.7		
at Minnesota	11/22/16	*	26	4-11	.364	0-4	.000	4-4	1.000	1	4	5	4.0	1	1	5	0	2	12	11.0	
MOUNT ST. MARY'S	11/28/16	*	18	4-7	.571	2-3	.667	5-6	.833	0	0	0	3.2	3	2	1	0	15	11.8		
STEPHEN F. AUSTIN	12/01/16	*	22	3-8	.375	1-4	.250	0-0	.000	0	0	0	2.7	3	5	1	0	7	11.0		
AUSTIN PEAY	12/03/16	*	15	4-7	.571	0-3	.000	0-0	.000	0	4	4	2.9	2	1	1	0	8	10.6		
HOUSTON	12/06/16	*	30	5-9	.556	3-4	.750	4-5	.800	1	2	3	2.9	1	3	3	0	1	17	11.4	
NORTH FLORIDA	12/10/16	*	23	3-6	.500	2-5	.400	5-5	1.000	0	4	4	3.0	2	4	3	0	3	13	11.6	
vs Texas	12/17/16	*	29	4-12	.333	1-5	.200	14-14	1.000	1	3	4	3.1	1	3	1	0	1	23	12.7	
Totals			8	242	38-83	.458	15-43	.349	36-40	.900	5	26	31	3.1	22	29	20	1	17	127	12.7

Games played: 10  
Minutes/game: 24.2  
Points/game: 12.7  
FG Pct: 45.8  
3FG Pct: 34.9  
FT Pct: 90.0

Rebounds/game: 3.1  
Assists/game: 2.9  
Turnovers/game: 2.0  
Assist/turnover ratio: 1.5  
Steals/game: 1.7  
Blocks/game: 0.1

## » SEASON/CAREER HIGHS »

### POINTS

Season: 23 vs. Texas (12/17/16)  
Career: 23 vs. Texas (12/17/16)

### FIELD GOALS

Season: 5 (2x) last vs. Houston (12/6/16)  
Career: 5 (2x) last vs. Houston (12/6/16)

### FIELD GOALS ATTEMPTED

Season: 12 vs. Texas (12/17/16)  
Career: 12 vs. Texas (12/17/16)

### 3-POINT FIELD GOALS

Season: 4 vs. Southern Illinois (11/14/16)  
Career: 4 vs. Southern Illinois (11/14/16)

### 3-POINT FG ATTEMPTS

Season: 6 (2x) last vs. Southern Illinois (11/14/16)  
Career: 6 (2x) last vs. Southern Illinois (11/14/16)

### FREE THROWS MADE

Season: 14 vs. Texas (12/17/16)  
Career: 14 vs. Texas (12/17/16)

### FREE THROWS ATTEMPTS

Season: 14 vs. Texas (12/17/16)  
Career: 14 vs. Texas (12/17/16)

### REBOUNDS

Season: 7 vs. Fort Wayne (11/11/16)  
Career: 7 vs. Fort Wayne (11/11/16)

### ASSISTS

Season: 5 (2x) last vs. Southern Illinois (11/14/16)  
Career: 5 (2x) last vs. Southern Illinois (11/14/16)

### STEALS

Season: 4 vs. Fort Wayne (11/11/16)  
Career: 4 vs. Fort Wayne (11/11/16)

### BLOCKS

Season: 1 vs. Southern Illinois (11/14/16)  
Career: 1 vs. Southern Illinois (11/14/16)

### MINUTES

Season: 33 vs. Fort Wayne (11/11/16)  
Career: 33 vs. Fort Wayne (11/11/16)

## » CAREER STATISTICS AT ARKANSAS »

			Total		3-Point		F-Throws		Rebounds											Scoring	
Season	gp-gs	min/avg	fg-fga	pct	fg-fga	pct	ft-fa	pct	off	def	tot	avg	pf	fo	ast	to	blk	stl	pts	avg	
2016-17	10-8	242/24.2	38-83	.458	15-43	.349	36-40	.900	5	26	31	3.1	22	0	29	20	1	17	127	12.7	
TOTAL	10-8	242/24.2	38-83	.458	15-43	.349	36-40	.900	5	26	31	3.1	22	0	29	20	1	17	127	12.7	

at forward... a six-eight junior... from St. Louis, Missouri... number five...

# ARLANDO COOK



## @ ballxbooks NEWS & NOTES »

- Went 4-for-4 from the charity stripe in the final 2 minutes against Texas.
- Played a season-high 17 minutes off the bench against Texas.
- Three of his four baskets against Southern Illinois were lay-ups in transition.
- Has a rebound in six straight games and has scored in eight of 10 games this season.
- Junior college transfer from Connors State College
- Ranked as the No. 6 junior college transfer in the 2016 class.
- Averaged 16.0 points and 10.1 rebounds per game last season as a sophomore at Connors State College.
- Totaled 15 double-doubles, eight 20-point games and 16 10+ rebound performances last season.

## » GAME-BY-GAME STATS »

Opponent	Date	gs	min	Total		3-Pointers		Free throws		Rebounds			pf	a	t/o	blk	stl	pts	avg	
				fg	pct	3fg	pct	ft	pct	off	def	tot	avg							
FORT WAYNE	11/11/16	5		0-0	.000	0-0	.000	0-0	.000	0	0	0	0.0	3	0	2	0	0	0.0	
SOUTHERN ILLINOIS	11/14/16	13		4-8	.500	0-0	.000	1-1	1.000	0	2	2	1.0	0	0	1	1	9	4.5	
UT ARLINGTON	11/18/16	13		0-2	.000	0-0	.000	1-2	.500	1	0	1	1.0	0	0	1	1	1	3.3	
at Minnesota	11/22/16	14		2-3	.667	0-0	.000	0-0	.000	0	0	0	0.8	4	0	3	1	4	3.5	
MOUNT ST. MARY'S	11/28/16	13		1-4	.250	0-0	.000	1-2	.500	0	2	2	1.0	1	1	0	0	3	3.4	
STEPHEN F. AUSTIN	12/01/16	9		1-2	.500	0-0	.000	0-0	.000	1	0	1	1.0	0	0	0	0	2	3.2	
AUSTIN PEAY	12/03/16	15		2-4	.500	0-0	.000	0-0	.000	3	0	3	1.3	1	2	0	0	4	3.3	
HOUSTON	12/06/16	10		0-1	.000	0-0	.000	0-0	.000	1	0	1	1.3	0	0	0	0	0	2.9	
NORTH FLORIDA	12/10/16	12		2-4	.500	0-0	.000	0-0	.000	3	1	4	1.6	2	0	1	0	2	4.0	
vs Texas	12/17/16	17		1-1	1.000	0-0	.000	4-4	1.000	0	2	2	1.6	4	1	0	1	6	3.3	
Totals		0	121	13-29	.448	0-0	.000	7-9	.778	9	7	16	1.6	15	4	8	4	7	33	3.3

Games played: 10  
Minutes/game: 12.1  
Points/game: 3.3  
FG Pct: 44.8  
FT Pct: 77.8

Rebounds/game: 1.6  
Assists/game: 0.4  
Turnovers/game: 0.8  
Assist/turnover ratio: 0.5  
Steals/game: 0.7  
Blocks/game: 0.4

## » SEASON/CAREER HIGHS »

### POINTS

Season: 9 vs. Southern Illinois (11/14/16)  
Career: 9 vs. Southern Illinois (11/14/16)

### FIELD GOALS

Season: 4 vs. Southern Illinois (11/14/16)  
Career: 4 vs. Southern Illinois (11/14/16)

### FIELD GOALS ATTEMPTED

Season: 8 vs. Southern Illinois (11/14/16)  
Career: 8 vs. Southern Illinois (11/14/16)

### 3-POINT FIELD GOALS

Season: --  
Career: --

### 3-POINT FG ATTEMPTS

Season: --  
Career: --

### FREE THROWS MADE

Season: 4 vs. Texas (12/17/16)  
Career: 4 vs. Texas (12/17/16)

### FREE THROWS ATTEMPTS

Season: 4 vs. Texas (12/17/16)  
Career: 4 vs. Texas (12/17/16)

### REBOUNDS

Season: 4 vs. North Florida (12/10/16)  
Career: 4 vs. North Florida (12/10/16)

### ASSISTS

Season: 2 vs. Austin Peay (12/3/16)  
Career: 2 vs. Austin Peay (12/3/16)

### STEALS

Season: 2 vs. North Florida (12/10/16)  
Career: 2 vs. North Florida (12/10/16)

### BLOCKS

Season: 1 (4x) last vs. Texas (12/17/16)  
Career: 1 (4x) last vs. Texas (12/17/16)

### MINUTES

Season: 17 vs. Texas (12/17/16)  
Career: 17 vs. Texas (12/17/16)

## » CAREER STATISTICS AT ARKANSAS »

			Total		3-Point		F-Throws		Rebounds											Scoring	
Season	gp-gs	min/avg	fg-fga	pct	fg-fga	pct	ft-fa	pct	off	def	tot	avg	pf	fo	ast	to	blk	stl	pts	avg	
2016-17	10-0	121/12.1	13-29	.448	0-0	.000	7-9	.778	9	7	16	1.6	15	0	4	8	4	7	33	3.3	
TOTAL	10-0	121/12.1	13-29	.448	0-0	.000	7-9	.778	9	7	16	1.6	15	0	4	8	4	7	33	3.3	

at forward... a **six-eight** freshman... from Fort Wayne, **Indiana**... number **twelve**...

# BRACHENHAZEN



## @Brachen\_ NEWS & NOTES »

- Tipped in his first points as a Razorback against Austin Peay off an offensive rebound.
- Saw his first action as a Razorback against Southern Illinois.
- Ranked the No. 7 player in the state of Indiana.
- No. 50 small forward in the 2016 class by 247Sports.
- Averaged 16.1 points, 9.3 rebounds, 2.6 assists, 1.4 steals and 1.8 blocks per game as a senior at Columbia City High School.

## » GAME-BY-GAME STATS »

Opponent	Date	gs	min	Total		3-Pointers		Free throws		Rebounds				pf	a	t/o	blk	stl	pts	avg
				fg-fga	pct	3fg-fga	pct	ft-fa	pct	off	def	tot	avg							
FORT WAYNE	11/11/16	dnp		-	-	-	-	-	-	-	-	-	-	-	-	-	-	-	-	-
SOUTHERN ILLINOIS	11/14/16	8		0-0	.000	0-0	.000	0-0	.000	1	1	2	2.0	3	0	4	0	0	0	0.0
UT ARLINGTON	11/18/16	dnp		-	-	-	-	-	-	-	-	-	-	-	-	-	-	-	-	-
at Minnesota	11/22/16	3		0-0	.000	0-0	.000	0-0	.000	0	0	0	1.0	0	0	0	0	0	0	0.0
MOUNT ST. MARY'S	11/28/16	1		0-0	.000	0-0	.000	0-2	.000	0	0	0	0.7	0	0	0	0	0	0	0.0
STEPHEN F. AUSTIN	12/01/16	2		0-0	.000	0-0	.000	0-0	.000	0	1	1	0.8	0	0	0	0	0	0	0.0
AUSTIN PEAY	12/03/16	9		1-2	.500	0-0	.000	0-0	.000	1	0	1	0.8	1	0	0	0	0	2	0.4
HOUSTON	12/06/16	dnp		-	-	-	-	-	-	-	-	-	-	-	-	-	-	-	-	-
NORTH FLORIDA	12/10/16	1		0-0	.000	0-0	.000	0-0	.000	0	0	0	0.7	0	0	0	0	0	0	0.3
vs Texas	12/17/16	dnp		-	-	-	-	-	-	-	-	-	-	-	-	-	-	-	-	-
Totals		0	24	1-2	.500	0-0	.000	0-2	.000	2	2	4	0.7	4	0	4	0	0	2	0.3

Games played: 6  
Minutes/game: 4.0  
Points/game: 0.3  
FG Pct: 50.0  
FT Pct: 0.0

Rebounds/game: 0.7  
Turnovers/game: 0.7

## » SEASON/CAREER HIGHS »

### POINTS

Season: 2 vs. Austin Peay (12/3/16)  
Career: 2 vs. Austin Peay (12/3/16)

### FIELD GOALS

Season: 1 vs. Austin Peay (12/3/16)  
Career: 1 vs. Austin Peay (12/3/16)

### FIELD GOALS ATTEMPTED

Season: 2 vs. Austin Peay (12/3/16)  
Career: 2 vs. Austin Peay (12/3/16)

### 3-POINT FIELD GOALS

Season: --  
Career: --

### 3-POINT FG ATTEMPTS

Season: --  
Career: --

### FREE THROWS MADE

Season: --  
Career: --

### FREE THROWS ATTEMPTS

Season: 2 vs. Mount St. Mary's (11/28/16)  
Career: 2 vs. Mount St. Mary's (11/28/16)

### REBOUNDS

Season: 2 vs. Southern Illinois (11/14/16)  
Career: 2 vs. Southern Illinois (11/14/16)

### ASSISTS

Season:  
Career:

### STEALS

Season:  
Career:

### BLOCKS

Season:  
Career:

### MINUTES

Season: 9 vs. Austin Peay (12/3/16)  
Career: 9 vs. Austin Peay (12/3/16)

## » CAREER STATISTICS AT ARKANSAS »

			Total		3-Point		F-Throws		Rebounds											Scoring	
Season	gp-gs	min/avg	fg-fga	pct	fg-fga	pct	ft-fa	pct	off	def	tot	avg	pf	fo	ast	to	blk	stl	pts	avg	
2016-17	6-0	24/4.0	1-2	.500	0-0	.000	0-2	.000	2	2	4	0.7	4	0	0	4	0	0	2	0.3	
TOTAL	6-0	24/4.0	1-2	.500	0-0	.000	0-2	.000	2	2	4	0.7	4	0	0	4	0	0	2	0.3	



at forward... a **six-eight** redshirt junior... from Texarkana, **Texas**... number **thirteen**...

# DUSTIN THOMAS



## @YehThatsMe\_DT13 NEWS & NOTES »

- 
- Sat out the season due to NCAA four-year transfer rules.
- Averaged 4.0 points and 2.5 rebounds per game over two years at Colorado.
- Scored a career high 17 points and three steals against Southern California his sophomore year.

## » GAME-BY-GAME STATS »

Opponent	Date	gs	min	Total		3-Pointers		Free throws		Rebounds				pf	a	t/o	blk	stl	pts	avg	
				fg-fga	pct	3fg-fga	pct	ft-fa	pct	off	def	tot	avg								
FORT WAYNE	11/11/16	*	18	4-6	.667	0-0	.000	2-3	.667	1	5	6	6.0	5	0	3	0	0	10	10.0	
SOUTHERN ILLINOIS	11/14/16	*	18	1-3	.333	0-0	.000	0-0	.000	1	0	1	3.5	1	4	0	0	1	2	6.0	
UT ARLINGTON	11/18/16	*	28	1-3	.333	0-0	.000	6-8	.750	2	4	6	4.3	4	2	1	1	2	8	6.7	
at Minnesota	11/22/16	*	12	1-5	.200	0-0	.000	3-4	.750	1	1	2	3.8	4	0	1	0	0	5	6.3	
MOUNT ST. MARY'S	11/28/16	*	23	6-7	.857	1-1	1.000	0-0	.000	1	4	5	4.0	3	1	0	0	1	13	7.6	
STEPHEN F. AUSTIN	12/01/16	*	21	4-8	.500	0-0	.000	1-2	.500	2	0	2	3.7	2	1	2	0	0	9	7.8	
AUSTIN PEAY	12/03/16	*	16	3-6	.500	0-1	.000	1-2	.500	0	3	3	3.6	2	4	1	0	0	7	7.7	
HOUSTON	12/06/16	*	23	4-7	.571	0-0	.000	3-4	.750	2	3	5	3.8	4	3	1	1	0	11	8.1	
NORTH FLORIDA	12/10/16	*	22	2-5	.400	0-0	.000	4-4	1.000	2	6	8	4.2	1	3	1	0	0	8	8.1	
vs Texas	12/17/16	*	21	0-3	.000	0-0	.000	0-0	.000	2	1	3	4.1	4	0	0	1	0	0	7.3	
Totals			10	202	26-53	.491	1-2	.500	20-27	.741	14	27	41	4.1	30	18	10	3	4	73	7.3

Games played: 10  
Minutes/game: 20.2  
Points/game: 7.3  
FG Pct: 49.1  
3FG Pct: 50.0  
FT Pct: 74.1

Rebounds/game: 4.1  
Assists/game: 1.8  
Turnovers/game: 1.0  
Assist/turnover ratio: 1.8  
Steals/game: 0.4  
Blocks/game: 0.3

## » SEASON/CAREER HIGHS »

### POINTS

Season: 13 vs. Mount St. Mary's (11/28/16)  
Career: 17 vs. USC (01/04/15)^

### FIELD GOALS

Season: 6 vs. Mount St. Mary's (11/28/16)  
Career: 6 vs. Mount St. Mary's (11/28/16)

### FIELD GOALS ATTEMPTED

Season: 8 vs. Stephen F. Austin (12/1/16)  
Career: 8 (2x) last vs. Stephen F. Austin (12/1/16)

### 3-POINT FIELD GOALS

Season: 1 vs. Mount St. Mary's (11/28/16)  
Career: 3 vs. USC (Jan. 4, 2015)^

### 3-POINT FG ATTEMPTS

Season: 1 (2x) last vs. Austin Peay (12/3/16)  
Career: 3 (3x) last vs. USC (01/04/15)^

### FREE THROWS MADE

Season: 6 vs. UT Arlington (11/18/16)  
Career: 6 vs. UT Arlington (11/18/16)

### FREE THROWS ATTEMPTS

Season: 8 vs. UT Arlington (11/18/16)  
Career: 8 (2x) last vs. UT Arlington (11/18/16)

### REBOUNDS

Season: 8 vs. North Florida (12/10/16)  
Career: 8 vs. North Florida (12/10/16)

### ASSISTS

Season: 4 (2x) last vs. Austin Peay (12/3/16)  
Career: 4 (2x) last vs. Southern Illinois (11/14/16)

### STEALS

Season: 2 vs. UT Arlington (11/18/16)  
Career: 3 vs. USC (01/04/15)^

### BLOCKS

Season: 1 (3x) last vs. Texas (12/17/16)  
Career: 2 (2x) last vs. California (02/12/15)^

### MINUTES

Season: 28 vs. UT Arlington (11/18/16)  
Career: 30 at UCLA (01/31/15)^

^ - at Colorado

## » CAREER STATISTICS AT ARKANSAS »

			Total		3-Point		F-Throws		Rebounds											Scoring	
Season	gp-gs	min/avg	fg-fga	pct	fg-fga	pct	ft-fa	pct	off	def	tot	avg	pf	fo	ast	to	blk	stl	pts	avg	
2016-17	10-10	202/20.2	26-53	.491	1-2	.500	20-27	.741	14	27	41	4.1	30	1	18	10	3	4	73	7.3	
TOTAL	10-10	202/20.2	26-53	.491	1-2	.500	20-27	.741	14	27	41	4.1	30	1	18	10	3	4	73	7.3	

at guard... a **six-three** senior... from Fayetteville, **Arkansas**... number **twenty-one**...

# MANNY WATKINS



## » @ManualeWatkins NEWS & NOTES »

- Is 10th in the country in assist/turnover ratio at 4.8 among players with 20-plus assists.
- His assist-turnover ratio ranks 2nd in the SEC and 6th among high-major players.
- Has five turnovers in 218 minutes of action.
- Has 13 steals in the last seven games.
- After having six double-digit scoring efforts in his first 76 games, he opened the 2016-17 campaign with a 10-point effort against Fort Wayne.
- Son of Associate Head Coach Melvin Watkins.
- Averaged 5.1 points and 3.0 rebounds per game as a junior.

## » GAME-BY-GAME STATS »

Opponent	Date	gs	min	Total		3-Pointers		Free throws		Rebounds			pf	a	t/o	blk	stl	pts	avg	
				fg-fga	pct	3fg-fga	pct	ft-fa	pct	off	def	tot								avg
FORT WAYNE	11/11/16		27	5-6	.833	0-0	.000	0-0	.000	0	3	3	3.0	2	2	0	0	10	10.0	
SOUTHERN ILLINOIS	11/14/16		21	2-5	.400	0-0	.000	0-0	.000	2	1	3	3.0	2	4	0	1	4	7.0	
UT ARLINGTON	11/18/16		20	3-5	.600	0-0	.000	1-1	1.000	1	2	3	3.0	0	1	0	1	7	7.0	
at Minnesota	11/22/16		22	2-6	.333	0-0	.000	0-0	.000	2	2	4	3.3	3	1	1	0	3	4	6.3
MOUNT ST. MARY'S	11/28/16	*	22	4-6	.667	0-0	.000	0-0	.000	2	4	6	3.8	0	4	0	2	8	6.6	
STEPHEN F. AUSTIN	12/01/16	*	21	4-7	.571	0-0	.000	0-0	.000	1	6	7	4.3	2	1	1	0	2	8	6.8
AUSTIN PEAY	12/03/16	*	16	1-2	.500	0-0	.000	2-2	1.000	0	1	1	3.9	0	3	0	1	4	6.4	
HOUSTON	12/06/16	*	27	2-6	.333	0-0	.000	2-2	1.000	1	6	7	4.3	1	4	0	1	6	6.4	
NORTH FLORIDA	12/10/16	*	22	2-6	.333	0-0	.000	3-4	.750	2	2	4	4.2	2	4	2	3	7	6.4	
vs Texas	12/17/16	*	20	3-4	.750	0-0	.000	0-0	.000	1	3	4	4.2	2	0	1	0	6	6.4	
Totals		6	218	28-53	.528	0-0	.000	8-9	.889	12	30	42	4.2	14	24	5	15	64	6.4	

Games played: 10  
Minutes/game: 21.8  
Points/game: 6.4  
FG Pct: 52.8  
FT Pct: 88.9

Rebounds/game: 4.2  
Assists/game: 2.4  
Turnovers/game: 0.5  
Assist/turnover ratio: 4.8  
Steals/game: 1.5

## » SEASON/CAREER HIGHS »

### POINTS

Season: 10 vs. Fort Wayne (11/11/16)  
Career: 14 (2x) last at Wake Forest (12/04/15)

### FIELD GOALS

Season: 5 vs. Fort Wayne (11/11/16)  
Career: 6 at Wake Forest (12/04/15)

### FIELD GOALS ATTEMPTED

Season: 7 vs. Stephen F. Austin (12/1/16)  
Career: 10 at Texas A&M (01/02/16)

### 3-POINT FIELD GOALS

Season: --  
Career: --

### 3-POINT FG ATTEMPTS

Season: --  
Career: 2 vs. Iona (11/30/14)

### FREE THROWS MADE

Season: 3 vs. North Florida (12/10/16)  
Career: 4 vs. Charleston Southern (11/20/15)

### FREE THROWS ATTEMPTS

Season: 4 vs. North Florida (12/10/16)  
Career: 4 (7x) last vs. North Florida (12/10/16)

### REBOUNDS

Season: 7 (2x) last vs. Houston (12/6/16)  
Career: 9 vs. Northwestern State (12/01/15)

### ASSISTS

Season: 4 (4x) last vs. North Florida (12/10/16)  
Career: 5 (2x) last vs. Northwestern State (12/01/15)

### STEALS

Season: 3 (2x) last vs. North Florida (12/10/16)  
Career: 5 vs. Wake Forest (11/19/14)

### BLOCKS

Season: --  
Career: 1 (3x) last vs. Auburn (02/17/16)

### MINUTES

Season: 27 (2x) last vs. Houston (12/6/16)  
Career: 36 at Dayton (12/30/15)

## » CAREER STATISTICS AT ARKANSAS »

Season	gp-gs	min/avg	Total fg-fga	pct	3-Point fg-fga	pct	F-Throws ft-fa	pct	Rebounds off def tot	avg	pf	fo	ast	to	blk	sti	Scoring pts	avg
2013-14	8-0	27/3.4	2-3	.667	0-0	.000	1-2	.500	1	3	4	0.5	2	0	1	2	5	0.6
2014-15	36-0	502/13.9	38-68	.559	0-7	.000	17-24	.708	17	56	73	2.0	54	0	39	28	93	2.6
2015-16	32-9	629/19.7	69-145	.476	0-1	.000	25-46	.543	29	67	96	3.0	55	1	66	24	163	5.1
2016-17	10-6	218/21.8	28-53	.528	0-0	.000	8-9	.889	12	30	42	4.2	14	0	24	5	64	6.4
TOTAL	86-15	1376/16.0	137-269	.509	0-8	.000	51-81	.630	59	156	215	2.5	125	1	130	59	325	3.8

at guard... a **six-five** freshman... from Birmingham, **Alabama**... number **twenty-three**...

# C.J. JONES



## » @CJ\_Jones2 NEWS & NOTES »

- Is third on the team with 19.7 points per 40 minutes, behind Dusty Hannahs and Daryl Macon.
- Hit a career-high three 3-pointers against Austin Peay, tying a career-high with 11 points. Also swatted three shots in the 99-62 victory.
- Saw his first action in the Southern Illinois game, scoring 11 points on 2-of-4 shooting from behind the arc, 3-of-5 from the field.
- His first two baskets as a Razorback were a wide open 3-pointer 33 seconds after subbing in, followed by an alley-oop dunk from Anton Beard shortly after.
- Sat out the season opener due to an injury (sprained knee).
- Ranked as the No. 6 player in the state of Alabama.
- Led his high school team in scoring his final two seasons.
- Averaged 28 points, 6 rebounds, 4 assists and 3 steals per game as a senior.

## » GAME-BY-GAME STATS »

Opponent	Date	gs	min	Total		3-Pointers		Free throws		Rebounds				pf	a	t/o	blk	stl	pts	avg
				fg-fga	pct	3fg-fga	pct	ft-fa	pct	off	def	tot	avg							
FORT WAYNE	11/11/16	dnp		-	-	-	-	-	-	-	-	-	-	-	-	-	-	-	-	-
SOUTHERN ILLINOIS	11/14/16	17		3-5	.600	2-4	.500	3-3	1.000	0	2	2	2.0	2	0	0	0	0	11	11.0
UT ARLINGTON	11/18/16	dnp		-	-	-	-	-	-	-	-	-	-	-	-	-	-	-	-	-
at Minnesota	11/22/16	4		0-0	.000	0-0	.000	0-0	.000	0	0	0	1.0	1	0	1	0	0	0	5.5
MOUNT ST. MARY'S	11/28/16	14		1-4	.250	1-3	.333	2-2	1.000	0	1	1	1.0	1	1	1	0	0	5	5.3
STEPHEN F. AUSTIN	12/01/16	11		2-5	.400	2-2	1.000	0-0	.000	0	1	1	1.0	1	1	1	1	0	6	5.5
AUSTIN PEAY	12/03/16	15		4-6	.667	3-4	.750	0-0	.000	0	0	0	0.8	2	2	0	3	0	11	6.6
HOUSTON	12/06/16	7		1-2	.500	1-2	.500	0-0	.000	0	2	2	1.0	1	1	0	0	0	3	6.0
NORTH FLORIDA	12/10/16	5		0-1	.000	0-1	.000	0-0	.000	0	1	1	1.0	0	1	0	0	0	0	5.1
vs Texas	12/17/16	dnp		-	-	-	-	-	-	-	-	-	-	-	-	-	-	-	-	-
Totals		0	73	11-23	.478	9-16	.563	5-5	1.000	0	7	7	1.0	8	6	3	4	0	36	5.1

Games played: 7  
Minutes/game: 10.4  
Points/game: 5.1  
FG Pct: 47.8  
3FG Pct: 56.3  
FT Pct: 100.0

Rebounds/game: 1.0  
Assists/game: 0.9  
Turnovers/game: 0.4  
Assist/turnover ratio: 2.0  
Blocks/game: 0.6

## » SEASON/CAREER HIGHS »

### POINTS

Season: 11 (2x) last vs. Austin Peay (12/3/16)  
Career: 11 (2x) last vs. Austin Peay (12/3/16)

### FIELD GOALS

Season: 4 vs. Austin Peay (12/3/16)  
Career: 4 vs. Austin Peay (12/3/16)

### FIELD GOALS ATTEMPTED

Season: 6 vs. Austin Peay (12/3/16)  
Career: 6 vs. Austin Peay (12/3/16)

### 3-POINT FIELD GOALS

Season: 3 vs. Austin Peay (12/3/16)  
Career: 3 vs. Austin Peay (12/3/16)

### 3-POINT FG ATTEMPTS

Season: 4 (2x) last vs. Austin Peay (12/3/16)  
Career: 4 (2x) last vs. Austin Peay (12/3/16)

### FREE THROWS MADE

Season: 3 vs. Southern Illinois (11/14/16)  
Career: 3 vs. Southern Illinois (11/14/16)

### FREE THROWS ATTEMPTS

Season: 3 vs. Southern Illinois (11/14/16)  
Career: 3 vs. Southern Illinois (11/14/16)

### REBOUNDS

Season: 2 (2x) last vs. Houston (12/6/16)  
Career: 2 (2x) last vs. Houston (12/6/16)

### ASSISTS

Season: 2 vs. Austin Peay (12/3/16)  
Career: 2 vs. Austin Peay (12/3/16)

### STEALS

Season: --  
Career: --

### BLOCKS

Season: 3 vs. Austin Peay (12/3/16)  
Career: 3 vs. Austin Peay (12/3/16)

### MINUTES

Season: 17 vs. Southern Illinois (11/14/16)  
Career: 17 vs. Southern Illinois (11/14/16)

## » CAREER STATISTICS AT ARKANSAS »

			Total		3-Point		F-Throws		Rebounds											Scoring	
Season	gp-gs	min/avg	fg-fga	pct	fg-fga	pct	ft-fa	pct	off	def	tot	avg	pf	fo	ast	to	blk	stl	pts	avg	
2016-17	7-0	73/10.4	11-23	.478	9-16	.563	5-5	1.000	0	7	7	1.0	8	0	6	3	4	0	36	5.1	
TOTAL	7-0	73/10.4	11-23	.478	9-16	.563	5-5	1.000	0	7	7	1.0	8	0	6	3	4	0	36	5.1	

at guard... a **six-foot** junior... from North Little Rock, **Arkansas**... number **thirty one**...

# ANTON BEARD



## » @AntonBeard31 NEWS & NOTES »

- Has taken three of the team's 11 charges this season.
- Has 28 assists and only 10 turnovers to start the year.
- Has brought down multiple rebounds in seven of the last eight games and three or more rebounds in six of the last eight.
- Has an offensive board in eight of the last nine games.
- Scored 12 points in the second half against UT Arlington.
- Recorded a career-high six assists in the victory over Southern Illinois.
- Five of his seven double-digit efforts last season came against SEC opponents.
- Scored a career high 18 points at Georgia (1/23/16) last season on 5 of 9 shooting from the field.

## » GAME-BY-GAME STATS »

Opponent	Date	gs	min	Total		3-Pointers		Free throws		Rebounds			pf	a	t/o	blk	stl	pts	avg	
				fg-fga	pct	3fg-fga	pct	ft-fa	pct	off	def	tot								avg
FORT WAYNE	11/11/16	16	4-6	.667	2-3	.667	2-3	.667	0	1	1	1.0	4	3	0	0	2	12	12.0	
SOUTHERN ILLINOIS	11/14/16	17	2-6	.333	1-4	.250	0-0	.000	1	0	1	1.0	1	6	1	0	1	5	8.5	
UT ARLINGTON	11/18/16	18	4-8	.500	2-3	.667	2-2	1.000	1	5	6	2.7	2	2	0	0	0	12	9.7	
at Minnesota	11/22/16	20	2-6	.333	0-1	.000	0-0	.000	5	0	5	3.3	1	2	1	0	4	8.3		
MOUNT ST. MARY'S	11/28/16	* 23	4-8	.500	2-3	.667	1-2	.500	3	1	4	3.4	0	3	1	0	0	11	8.8	
STEPHEN F. AUSTIN	12/01/16	* 23	2-5	.400	0-2	.000	5-6	.833	1	2	3	3.3	3	3	2	0	4	9	8.8	
AUSTIN PEAY	12/03/16	17	2-9	.222	1-4	.250	2-2	1.000	2	2	4	3.4	2	4	1	0	1	7	8.6	
HOUSTON	12/06/16	24	3-6	.500	0-2	.000	3-5	.600	1	1	2	3.3	2	1	1	0	2	9	8.6	
NORTH FLORIDA	12/10/16	20	3-8	.375	0-3	.000	0-0	.000	0	0	0	2.9	0	2	1	0	1	6	8.3	
vs Texas	12/17/16	23	2-9	.222	0-2	.000	2-2	1.000	2	3	5	3.1	3	2	2	0	0	6	8.1	
Totals		2	201	28-71	.394	8-27	.296	17-22	.773	16	15	31	3.1	18	28	10	0	11	81	8.1

Games played: 10  
Minutes/game: 20.1  
Points/game: 8.1  
FG Pct: 39.4  
3FG Pct: 29.6  
FT Pct: 77.3

Rebounds/game: 3.1  
Assists/game: 2.8  
Turnovers/game: 1.0  
Assist/turnover ratio: 2.8  
Steals/game: 1.1

## » SEASON/CAREER HIGHS »

### POINTS

Season: 12 (2x) last vs. UT Arlington (11/18/16)  
Career: 18 at Georgia (Jan. 23, 2016)

### FIELD GOALS

Season: 4 (3x) last vs. Mount St. Mary's (11/28/16)  
Career: 5, 4x, last at Missouri (Jan. 12, 2016)

### FIELD GOALS ATTEMPTED

Season: 9 (2x) last vs. Texas (12/17/16)  
Career: 13 at Dayton (Dec. 30, 2015)

### 3-POINT FIELD GOALS

Season: 2 (3x) last vs. Mount St. Mary's (11/28/16)  
Career: 4 at Ole Miss (Feb. 14, 2015)

### 3-POINT FG ATTEMPTS

Season: 4 (2x) last vs. Austin Peay (12/3/16)  
Career: 7 at Dayton (Dec. 30, 2015)

### FREE THROWS MADE

Season: 5 vs. Stephen F. Austin (12/1/16)  
Career: 7 at Georgia (Jan. 23, 2016)

### FREE THROWS ATTEMPTS

Season: 6 vs. Stephen F. Austin (12/1/16)  
Career: 9 at Georgia (Jan. 23, 2016)

### REBOUNDS

Season: 6 vs. UT Arlington (11/18/16)  
Career: 7 vs. Delaware State (Nov. 21, 2015)

### ASSISTS

Season: 6 vs. Southern Illinois (11/14/16)  
Career: 5, 4x, last at Dayton (Dec. 30, 2015)

### STEALS

Season: 4 vs. Stephen F. Austin (12/1/16)  
Career: 5 vs. Milwaukee (Dec. 22, 2014)

### BLOCKS

Season: --  
Career: 1 at Missouri (Jan. 12, 2016)

### MINUTES

Season: 24 vs. Houston (12/6/16)  
Career: 33 vs. Tennessee (3/13/15)

## » CAREER STATISTICS AT ARKANSAS »

			Total		3-Point		F-Throws		Rebounds										Scoring	
Season	gp-gs	min/avg	fg-fga	pct	fg-fga	pct	ft-fa	pct	off	def	tot	avg	pf	fo	ast	to	blk	stl	pts	avg
2014-15	35-16	662/18.9	66-172	.384	31-88	.352	35-55	.636	31	36	67	1.9	84	4	53	32	0	35	198	5.7
2015-16	23-1	481/20.9	57-164	.348	19-66	.288	27-42	.643	13	40	53	2.3	53	2	41	17	2	24	160	7.0
2016-17	10-2	201/20.1	28-71	.394	8-27	.296	17-22	.773	16	15	31	3.1	18	0	28	10	0	11	81	8.1
TOTAL	68-19	1344/19.8	151-407	.371	58-181	.320	79-119	.664	60	91	151	2.2	155	6	122	59	2	70	439	6.5



at forward... a **six-ten** senior... from Abuja, **Nigeria**... number **thirty-three**...

# MOSES KINGSLEY



## >> @KingMoses\_ NEWS & NOTES »

- Is tied for 8th in the country with three games of 5-plus blocks.
- Leads the SEC and ranks T-11th in the country with 3.1 blocks per game.
- Is currently the SEC's active leader in double-doubles with 19.
- Fourth on the team in scoring at 10.7 points per game.
- Has seven games this season with multiple blocks, three with five or more swats.
- Is one of 8 players in program history to reach 800 points, 500 rebounds and 100 blocks.
- Finished one rebound, one point and three blocks away from his first triple-double in the season opener.
- Preseason SEC Player of the Year (Media). Third in school history (Ronnie Brewer/Joe Johnson).
- Preseason first team All-SEC (Coaches).
- On watch lists for the Wooden Award, Naismith Trophy, Kareem Abdul-Jabbar Award and Lute Olson Award.

## >> GAME-BY-GAME STATS »

Opponent	Date	gs	min	Total		3-Pointers		Free throws		Rebounds								pts	avg		
				fg-fga	pct	3fg-fga	pct	ft-fta	pct	off	def	tot	avg	pf	a	t/o	blk			stl	
FORT WAYNE	11/11/16	*	28	4-9	.444	0-0	.000	1-2	.500	3	6	9	9.0	4	3	0	7	1	9	9.0	
SOUTHERN ILLINOIS	11/14/16	*	22	4-10	.400	0-1	.000	7-7	1.000	1	6	7	8.0	1	0	1	5	1	15	12.0	
UT ARLINGTON	11/18/16	*	30	2-5	.400	0-0	.000	1-2	.500	1	2	3	6.3	4	1	3	4	1	5	9.7	
at Minnesota	11/22/16	*	27	3-8	.375	0-0	.000	4-5	.800	2	8	10	7.3	5	0	2	3	1	10	9.8	
MOUNT ST. MARY'S	11/28/16	*	26	3-8	.375	0-0	.000	3-6	.500	5	8	13	8.4	3	4	3	1	0	9	9.6	
STEPHEN F. AUSTIN	12/01/16	*	29	4-5	.800	0-0	.000	4-5	.800	1	5	6	8.0	2	2	1	0	2	12	10.0	
AUSTIN PEAY	12/03/16	*	22	4-7	.571	1-1	1.000	4-4	1.000	3	4	7	7.9	3	5	4	3	0	13	10.4	
HOUSTON	12/06/16	*	27	6-9	.667	0-0	.000	2-3	.667	4	5	9	8.0	2	1	3	2	1	14	10.9	
NORTH FLORIDA	12/10/16	*	26	5-7	.714	0-0	.000	3-4	.750	2	8	10	8.2	4	1	3	1	0	13	11.1	
vs Texas	12/17/16	*	32	2-8	.250	0-0	.000	3-3	1.000	1	9	10	8.4	1	0	2	5	0	7	10.7	
Totals			10	269	37-76	.487	1-2	.500	32-41	.780	23	61	84	8.4	29	17	22	31	7	107	10.7

Games played: 10  
Minutes/game: 26.9  
Points/game: 10.7  
FG Pct: 48.7  
3FG Pct: 50.0  
FT Pct: 78.0

Rebounds/game: 8.4  
Assists/game: 1.7  
Turnovers/game: 2.2  
Assist/turnover ratio: 0.8  
Steals/game: 0.7  
Blocks/game: 3.1

## >> SEASON/CAREER HIGHS »

### POINTS

Season: 15 vs. Southern Illinois (11/14/16)  
Career: 26 at Dayton (Dec. 30, 2015)

### FIELD GOALS

Season: 6 vs. Houston (12/6/16)  
Career: 11 vs. North Florida (Dec. 22, 2015)

### FIELD GOALS ATTEMPTED

Season: 10 vs. Southern Illinois (11/14/16)  
Career: 17, 2x, last vs. Vanderbilt (Jan. 5, 2016)

### 3-POINT FIELD GOALS

Season: 1 vs. Austin Peay (12/3/16)  
Career: 1 (2x) last vs. Austin Peay (12/3/16)

### 3-POINT FG ATTEMPTS

Season: 1 vs. Austin Peay (12/3/16)  
Career: 1 (3x) last vs. Austin Peay (12/3/16)

### FREE THROWS MADE

Season: 7 vs. Southern Illinois (11/14/16)  
Career: 9 vs. LSU (Feb. 23, 2016)

### FREE THROWS ATTEMPTS

Season: 7 vs. Southern Illinois (11/14/16)  
Career: 14 vs. Auburn (Feb. 17, 2016)

### REBOUNDS

Season: 13 vs. Mount St. Mary's (11/28/16)  
Career: 14 (2x) last vs. Florida (March 10, 2016)

### ASSISTS

Season: 5 vs. Austin Peay (12/3/16)  
Career: 5 vs. Austin Peay (12/3/16)

### STEALS

Season: 2 vs. Stephen F. Austin (12/1/16)  
Career: 4 (2x) last vs. Auburn (2/17/16)

### BLOCKS

Season: 7 vs. Fort Wayne (11/11/16)  
Career: 8 vs. Tennessee Tech (12/12/15)

### MINUTES

Season: 32 vs. Texas (12/17/16)  
Career: 40 at Dayton (12/30/15)

## >> CAREER STATISTICS AT ARKANSAS »

			Total		3-Point		F-Throws		Rebounds											Scoring	
Season	gp-gs	min/avg	fg-fga	pct	fg-fga	pct	ft-fa	pct	off	def	tot	avg	pf	fo	ast	to	blk	stl	pts	avg	
2013-14	32-0	368/11.5	43-81	.531	1-2	.500	41-63	.651	39	63	102	3.2	41	0	7	14	49	14	128	4.0	
2014-15	36-4	391/10.9	49-101	.485	0-0	.000	33-53	.623	45	45	90	2.5	56	0	11	23	38	15	131	3.6	
2015-16	32-31	945/29.5	183-334	.548	0-0	.000	142-223	.637	103	196	299	9.3	94	4	39	65	76	36	508	15.9	
2016-17	10-10	269/26.9	37-76	.487	1-2	.500	32-41	.780	23	61	84	8.4	29	1	17	22	31	7	107	10.7	
TOTAL	110-45	1973/17.9	312-592	.527	2-4	.500	248-380	.653	210	365	575	5.2	220	5	74	124	194	72	874	7.9	

# GAME 1

## Arkansas vs Fort Wayne

Nov. 11, 2016 at 7 p.m. at Fayetteville, Ark. (Bud Walton Arena)

Fort Wayne 83 • 0-1

#	Player	Total		3-Ptr		Rebounds			PF	TP	A	TO	Blk	Stl	Min
		FG-FGA	FG-FGA	FT-FTA	Off	Def	Tot								
02	Stewart,Deangelo	f	1-9	1-6	0-0	2	2	4	3	3	0	1	0	1	22
45	Calhoun,Brent	c	1-7	0-0	2-2	2	4	6	3	4	0	1	0	0	25
00	Evans,Mo	g	5-10	1-4	2-2	0	1	1	2	13	3	4	0	1	25
01	Scott,Bryson	g	2-10	2-7	7-14	2	4	6	4	13	3	5	0	1	27
55	Konchar,John	g	4-8	1-1	8-10	5	7	12	2	17	4	1	1	2	37
05	Charles Ruise Jr		0-4	0-3	0-1	1	0	1	1	0	0	0	0	0	12
13	Levitich,Jax		0-0	0-0	0-0	0	1	1	0	0	0	0	0	0	2
22	Taylor,Xzavier		5-8	0-0	2-5	3	0	3	4	12	0	0	0	0	15
32	Harrell,Kason		4-7	3-6	3-4	1	2	3	1	4	1	0	1	0	25
34	Talla,Racine		3-6	1-1	0-2	3	0	3	4	7	1	0	0	0	10
Team						2	3	5							
Totals			25-69	9-28	24-40	21	24	45	24	83	12	12	2	5	200

FG % 1st Half: 15-37 40.5% 2nd half: 10-32 31.3% Game: 25-69 36.2% Deadball Rebounds 8,3  
 3FG % 1st Half: 6-18 33.3% 2nd half: 3-10 30.0% Game: 9-28 32.1%  
 FT % 1st Half: 9-18 50.0% 2nd half: 15-22 68.2% Game: 24-40 60.0%

Arkansas 92 • 1-0

#	Player	Total		3-Ptr		Rebounds			PF	TP	A	TO	Blk	Stl	Min
		FG-FGA	FG-FGA	FT-FTA	Off	Def	Tot								
13	Thomas, Dustin	f	4-6	0-0	2-3	1	5	6	5	10	0	3	0	0	18
33	Kingsley, Moses	f	4-9	0-0	1-2	3	6	9	4	9	3	0	7	1	28
00	Barford, Jaylen	g	4-9	1-1	1-2	1	4	5	3	10	4	2	0	1	27
03	Hannahs, Dusty	g	7-17	1-6	8-10	1	0	1	1	23	2	1	0	1	30
04	Macon, Daryl	g	5-11	2-6	1-2	2	5	7	3	13	5	4	0	4	33
01	Thompson, Trey		2-2	0-0	1-2	0	4	4	3	5	1	0	2	0	13
02	Bailey, Adrio		0-0	0-0	0-0	0	1	1	1	0	0	1	0	0	3
05	Cook, Arlando		0-0	0-0	0-0	0	0	0	3	0	0	2	0	0	5
21	Watkins, Manuale		5-6	0-0	0-0	0	3	3	2	10	2	0	0	0	27
31	Beard, Anton		4-6	2-3	2-3	0	1	1	4	12	3	0	0	2	16
Team						2	0	2							
Totals			35-66	6-16	16-24	10	29	39	29	92	20	13	9	9	200

FG % 1st Half: 18-30 60.0% 2nd half: 17-36 47.2% Game: 35-66 53.0% Deadball Rebounds 2,2  
 3FG % 1st Half: 5-8 62.5% 2nd half: 1-8 12.5% Game: 6-16 37.5%  
 FT % 1st Half: 10-13 76.9% 2nd half: 6-11 54.5% Game: 16-24 66.7%

Officials: Mike Nance, Brian Shey, Rob Rorke  
 Technical fouls: Fort Wayne-None. Arkansas-None.  
 Attendance: 13787  
 Estimated Actual Attendance: 7,504  
 Fouled out: Arkansas #13, Thomas (1:35)

Score by periods	1st	2nd	Total
Fort Wayne	45	38	83
Arkansas	51	41	92

Last FG - FW 2nd-00:33, AR 2nd-01:00.  
 Largest lead - FW by 6 1st-08:06, AR by 15 2nd-02:42.  
 FW led for 07:16. AR led for 31:22. Game was tied for 00:52.

Score tied - 4 times.  
 Lead changed - 4 times.

# GAME 3

## Arkansas vs UT Arlington

Nov. 18, 2016 at 7 p.m. at Fayetteville, Ark. (Bud Walton Arena)

UT Arlington 67 • 1-3

#	Player	Total		3-Ptr		Rebounds			PF	TP	A	TO	Blk	Stl	Min
		FG-FGA	FG-FGA	FT-FTA	Off	Def	Tot								
34	Pope,Faith	f	1-5	0-1	3-4	2	3	5	3	5	0	0	1	2	13
45	Bilbao,Jorge	f	1-4	0-0	2-2	6	3	9	3	4	0	2	0	0	28
01	Neal,Erick	g	5-10	2-5	3-4	1	2	3	2	15	3	4	0	2	29
04	Charles,Drew	g	4-6	3-5	0-0	0	1	1	1	11	2	2	0	0	26
10	Jones,Jalen	g	3-10	3-6	1-2	2	1	3	4	10	2	1	0	0	26
02	Bryant,DJ		1-2	0-1	0-0	0	0	0	2	2	2	1	0	1	11
03	Hawkins,Nathan		1-2	0-1	0-0	0	1	1	3	2	0	1	1	0	14
05	Wilson,Kaelon		3-8	2-5	0-0	0	2	2	1	8	2	3	1	1	22
13	Kiris,Erkam		0-0	0-0	0-0	0	1	1	0	0	0	0	0	0	2
20	Harris,Julian		1-3	0-0	0-0	1	1	2	1	2	0	0	0	0	6
22	Kabadyundi,Link		0-1	0-0	0-0	0	0	0	1	0	0	0	0	0	5
25	Hervey,Kevin		3-8	2-5	0-0	0	3	3	4	8	1	3	0	0	18
Team						2	2	4							
Totals			23-59	12-29	9-12	14	20	34	25	67	12	18	3	6	200

FG % 1st Half: 15-31 48.4% 2nd half: 8-28 28.6% Game: 23-59 39.0% Deadball Rebounds 2,1  
 3FG % 1st Half: 8-15 53.3% 2nd half: 4-14 28.6% Game: 12-29 41.4%  
 FT % 1st Half: 5-6 83.3% 2nd half: 4-6 66.7% Game: 9-12 75.0%

Arkansas 71 • 3-0

#	Player	Total		3-Ptr		Rebounds			PF	TP	A	TO	Blk	Stl	Min
		FG-FGA	FG-FGA	FT-FTA	Off	Def	Tot								
13	Thomas, Dustin	f	1-3	0-0	6-8	2	4	6	4	8	2	1	1	2	28
33	Kingsley, Moses	c	2-5	0-0	1-2	1	2	3	4	5	1	3	4	1	30
00	Barford, Jaylen	g	6-12	1-2	4-6	3	3	6	1	17	2	6	0	3	31
03	Hannahs, Dusty	g	2-10	2-7	5-6	1	0	1	1	11	2	0	0	1	27
04	Macon, Daryl	g	2-6	0-3	3-4	0	2	2	4	7	0	1	0	2	26
01	Thompson, Trey		1-2	0-0	1-1	3	1	4	2	3	0	2	0	0	7
05	Cook, Arlando		0-2	0-0	1-2	1	0	1	0	1	0	1	1	1	13
21	Watkins, Manuale		3-5	0-0	1-1	1	2	3	0	7	1	0	0	1	20
31	Beard, Anton		4-8	2-3	2-2	1	5	6	2	12	2	0	0	0	18
Team						1	2	3							
Totals			21-53	5-15	24-32	14	21	35	18	71	10	14	6	11	200

FG % 1st Half: 9-29 31.0% 2nd half: 12-24 50.0% Game: 21-53 39.6% Deadball Rebounds 5,2  
 3FG % 1st Half: 2-9 22.2% 2nd half: 3-6 50.0% Game: 5-15 33.3%  
 FT % 1st Half: 12-15 80.0% 2nd half: 12-17 70.6% Game: 24-32 75.0%

Officials: Olandis Poole, Rusty Phillips, Garrick Shannon  
 Technical fouls: UT Arlington-None. Arkansas-None.  
 Attendance: 13587  
 Estimated Actual Attendance: 6623

Score by periods	1st	2nd	Total
UT Arlington	43	24	67
Arkansas	32	39	71

Last FG - UTA 2nd-00:41, AR 2nd-00:58.  
 Largest lead - UTA by 17 1st-12:37, AR by 7 2nd-10:36.  
 UTA led for 26:34. AR led for 11:37. Game was tied for 01:49.

Score tied - 3 times.  
 Lead changed - 1 time.

# GAME 2

## Arkansas vs Southern Illinois

Nov. 14, 2016 at 7 p.m. at Fayetteville, Ark. (Bud Walton Arena)

Southern Illinois 65 • 0-2

#	Player	Total		3-Ptr		Rebounds			PF	TP	A	TO	Blk	Stl	Min
		FG-FGA	FG-FGA	FT-FTA	Off	Def	Tot								
33	O'Brien,Sean	f	3-8	0-1	0-0	0	2	2	4	6	0	4	0	0	21
40	Boi,Thik	f	3-9	0-0	3-4	4	8	12	1	9	1	2	1	1	28
01	Rodriguez,Mike	g	0-7	0-2	4-6	1	1	2	1	4	4	1	0	1	25
05	Vincent,Leo	g	3-8	2-5	2-2	0	4	4	3	10	1	1	0	0	31
22	Fletcher,Armon	g	5-7	3-4	0-0	2	3	5	3	13	1	3	0	3	32
00	Wiley,Jonathan		1-4	0-1	0-0	0	2	2	1	2	0	3	0	0	9
10	Cook,Aaron		1-2	0-1	4-4	0	0	0	0	6	3	1	0	2	18
13	Lloyd,Sean		4-9	1-3	1-2	0	1	1	2	10	0	0	0	1	15
15	Weihert,Austin		1-2	0-1	1-2	0	0	0	1	3	0	2	0	0	11
24	Stradnieks,Rudy		1-4	0-0	0-0	3	0	3	0	2	0	0	0	1	10
Team						2	1	3							
Totals			22-60	6-18	15-20	12	22	34	16	65	10	17	1	9	200

FG % 1st Half: 8-33 24.2% 2nd half: 14-27 51.9% Game: 22-60 36.7% Deadball Rebounds 3  
 3FG % 1st Half: 3-10 30.0% 2nd half: 3-8 37.5% Game: 6-18 33.3%  
 FT % 1st Half: 6-8 75.0% 2nd half: 9-12 75.0% Game: 15-20 75.0%

Arkansas 90 • 2-0

#	Player		Total		3-Ptr		Rebounds			PF	TP	A	TO	Blk	Stl	Min
			FG-FGA	FG-FGA	FT-FTA	Off	Def	Tot								
13	Thomas, Dustin	f	1-3	0-0	0-0	1	0	1	1	2	4	0	0	0	1	18
33	Kingsley, Moses	f	4-10	0-1	7-7	1	6	7	1	15	0	1	5	1	0	22
00	Barford, Jaylen	g	4-7	1-2	0-2	0	2	2	2	9	2	2	0	0	0	22
03	Hannahs, Dusty	g	5-7	5-6	4-4	1	4	5	2	19	1	1	0	0	0	20
04	Macon, Daryl	g	4-6	4-6	0-0	0	2	2	2	12	5	0	1	1	0	20
01	Thompson, Trey		1-3	0-0	2-2	1	3	4	3	4	1	1	0	1	0	15
02	Bailey, Adrio		0-1	0-0	0-2	1	0	1	1	0	0	3	0	0	0	7
05	Cook, Arlando		4-8	0-0	1-1	0	2	2	0	9	0	1	1	1	1	13
12	Hazen, Brachen		0-0	0-0	0-0	1	1	2	3	0	0	4	0	0	0	8
21	Watkins, Manuale		2-5	0-0	0-0	2	1	3	2	4	0	0	0	0	1	21
23	Jones, CJ		3-5	2-4	3-3	0	2	2	2	11	0	0	0	0	0	17
31	Beard, Anton		2-6	1-4	0-0	1	0	1	1	5	6	1	0	1	1	17

GAME

5

Arkansas vs Mount St. Mary's  
Nov. 28, 2016 at 7 p.m. at Fayetteville, Ark. (Bud Walton Arena)

Mount St. Mary's 76 • 1-7

#	Player	Total		3-Ptr		Rebounds			PF	TP	A TO Blk Stl					Min
		FG-FGA	FG-FGA	FT-FTA	FT-FTA	Off	Def	Tot			A	TO	Blk	Stl		
05	Wray,Chris	f	3-5	0-0	1-4	1	3	4	1	7	1	0	0	1		30
01	Salah,Mawdo	c	4-5	0-0	0-0	2	3	5	4	8	1	0	1	0		22
00	Robinson,Junior	g	2-8	2-5	1-2	0	0	0	4	7	3	3	1	0		37
23	Alexander,Greg	g	5-11	2-8	0-0	2	2	4	1	12	0	1	0	1		28
55	Long,Elijah	g	6-17	2-4	10-10	0	7	7	3	24	7	5	0	0		36
04	Nwando,Khalid		0-0	0-0	0-0	0	1	1	0	0	0	0	0	0		4
10	Wilson,Miles		1-1	1-1	0-0	0	1	1	4	3	1	1	0	0		15
11	Miller,Will		3-10	3-10	0-0	0	3	3	2	9	0	0	0	0		16
12	Glover,Charles		2-3	0-1	0-0	0	0	0	0	4	0	0	0	0		6
20	Gurdon,Sean		0-0	0-0	0-0	0	0	0	0	0	1	0	0	0		1
21	Miller,Randy		0-0	0-0	0-0	0	0	0	0	0	1	1	0	1		3
25	Thurstun,Bryce		0-0	0-0	0-0	0	1	1	0	0	0	0	0	0		1
54	Gomes,Ryan		1-1	0-0	0-0	0	0	0	1	2	0	0	0	0		1
Team						2	2	4								
Totals			27-61	10-29	12-16	7	23	30	21	76	15	11	2	3		200
FG % 1st Half: 15-30		50.0%	2nd half: 12-31		38.7%	Game: 27-61		44.3%								
3FG % 1st Half: 4-11		36.4%	2nd half: 6-18		33.3%	Game: 10-29		34.5%								
FT % 1st Half: 3-3		100.0	2nd half: 9-13		69.2%	Game: 12-16		75.0%								
																Deadball Rebounds 3,1

Arkansas 89 • 4-1

#	Player	Total		3-Ptr		Rebounds			PF	TP	A TO Blk Stl					Min
		FG-FGA	FG-FGA	FT-FTA	FT-FTA	Off	Def	Tot			A	TO	Blk	Stl		
13	Thomas, Dustin	f	6-7	1-1	0-0	1	4	5	3	13	1	0	0	1		23
33	Kingsley, Moses	f	3-8	0-0	3-6	5	8	13	3	9	4	3	1	0		26
03	Hannahs, Dusty	g	4-14	0-5	4-4	1	1	2	1	12	1	1	0	1		20
21	Watkins, Manuale	g	4-6	0-0	0-0	2	4	6	0	8	4	0	0	2		22
31	Beard, Anton	g	4-8	2-3	1-2	3	1	4	0	11	3	1	0	0		23
00	Barford, Jaylen		5-8	2-4	1-1	0	1	1	2	13	1	0	0	2		23
01	Thompson, Trey		0-1	0-0	0-0	1	4	5	3	0	1	0	0	1		13
02	Bailey, Adrio		0-0	0-0	0-0	0	0	0	0	0	1	0	0	1		4
04	Macon, Daryl		4-7	2-3	5-6	0	0	0	3	15	2	1	0	0		18
05	Cook, Arlando		1-4	0-0	1-2	0	2	2	1	3	1	0	0	0		13
12	Hazen, Brachen		0-0	0-0	0-2	0	0	0	0	0	0	0	0	0		1
23	Jones, CJ		1-4	1-3	2-2	0	1	1	1	5	1	1	0	0		14
Team						1	1	2								
Totals			32-67	8-19	17-25	14	27	41	17	89	20	7	1	8		200
FG % 1st Half: 19-37		51.4%	2nd half: 13-30		43.3%	Game: 32-67		47.8%								
3FG % 1st Half: 5-9		55.6%	2nd half: 3-10		30.0%	Game: 8-19		42.1%								
FT % 1st Half: 2-4		50.0%	2nd half: 15-21		71.4%	Game: 17-25		68.0%								
																Deadball Rebounds 5,1

Officials: Mike Nance, Keith Kimble, Todd Austin  
Technical fouls: Mount St. Mary's-None. Arkansas-None.  
Attendance: 13321  
Estimated Actual Attendance: 4,256

Score by periods	1st	2nd	Total		In	Off	2nd	Fast	
Mount St. Mary's	37	39	76	Points	Paint	T/O	Chance	Break	Bench
Arkansas	45	44	89	MOUNT	34	10	6	9	18
				AR	48	18	13	21	36

Last FG - MOUNT 2nd-00:18, AR 2nd-01:54.  
Largest lead - MOUNT by 4 1st-18:27, AR by 21 2nd-06:41.  
MOUNT led for 03:05, AR led for 35:10. Game was tied for 01:45.

Score tied - 1 time.  
Lead changed - 3 times.

GAME

7

Arkansas vs Austin Peay  
Dec. 3, 2016 at 7 p.m. at Fayetteville, Ark. (Bud Walton Arena)

Austin Peay 62 • 4-4

#	Player	Total		3-Ptr		Rebounds			PF	TP	A TO Blk Stl					Min
		FG-FGA	FG-FGA	FT-FTA	FT-FTA	Off	Def	Tot			A	TO	Blk	Stl		
03	Porter-Bunton,Chris	f	1-5	0-1	2-4	2	1	3	3	4	2	2	0	0		16
42	Jones,Kenny	f	4-10	0-0	0-1	4	1	5	2	8	1	1	0	1		26
02	Savage,Jared	g	2-7	2-5	0-0	2	2	4	2	6	0	0	1	0		38
04	Robinson,Josh	g	3-14	0-5	3-3	0	3	3	1	9	5	4	0	0		38
32	Murry,John	g	9-16	2-3	3-4	3	0	3	0	23	2	3	0	0		33
01	Diop,Assane		4-5	0-0	1-1	1	2	3	2	9	0	1	1	0		18
10	Ivory,Tre'		0-1	0-0	0-0	0	0	0	0	0	0	0	0	0		2
23	Harris,Steve		1-1	0-0	0-0	0	1	1	0	2	0	0	0	0		2
23	Dobbs,Jartavious		0-0	0-0	0-0	1	2	3	0	0	0	0	0	0		2
25	Clayton,Dre'Kalo		0-4	0-1	1-2	0	3	3	1	1	0	1	1	0		18
45	Glotta,Zach		0-2	0-2	0-0	1	0	1	0	0	0	1	0	0		7
Team						1	1	2								
Totals			24-65	4-17	10-15	15	16	31	11	62	10	13	3	1		200
FG % 1st Half: 12-30		40.0%	2nd half: 12-35		34.3%	Game: 24-65		36.9%								
3FG % 1st Half: 2-8		25.0%	2nd half: 2-9		22.2%	Game: 4-17		23.5%								
FT % 1st Half: 5-8		62.5%	2nd half: 5-7		71.4%	Game: 10-15		66.7%								
																Deadball Rebounds 2,1

Arkansas 99 • 6-1

#	Player		Total		3-Ptr		Rebounds			PF	TP	A TO Blk Stl				Min
			FG-FGA	FG-FGA	FT-FTA	Off	Def	Tot	A			TO	Blk	Stl		
13	Thomas, Dustin	f	3-6	0-1	1-2	0	3	3	2	7	4	1	0	0	16	
33	Kingsley, Moses	f	4-7	1-1	4-4	3	4	7	3	13	5	4	3	0	22	
00	Barford, Jaylen	g	5-10	1-3	1-1	0	6	6	2	12	4	0	1	2	21	
04	Macon, Daryl	g	4-7	0-3	0-0	0	4	4	2	8	1	1	0	1	15	
21	Watkins, Manuale	g	1-2	0-0	2-2	0	1	1	0	4	3	0	0	1	16	
01	Thompson, Trey		2-2	0-0	0-0	2	2	4	0	4	1	0	2	2	13	
02	Bailey, Adrio		7-8	0-0	0-0	4	3	7	2	14	2	2	2	1	18	
03	Hannahs, Dusty		5-12	3-5	0-0	0	1	1	2	13	0	0	0	0	21	
05	Cook, Arlando		2-4	0-0	0-0	3	0	3	1	4	2	0	0	1	15	
12	Hazen, Brachen		1-2	0-0	0-0	1	0	1	1	2	0	0	0	0	9	
15	Holmes, Jonathan		0-2	0-2	0-0	0	1	1	0	0	0	0	0	0	2	
23	Jones, CJ		4-6	3-4	0-0	0	0	0	2	11	2	0	3	0	15	
31	Beard, Anton		2-9	1-4	2-2	2	2	4	2	7	4	1	0	1	17	
Team						4	1	5								
Totals				40-77	9-23	10-11	19	28	47	19	99	28	9	11	9	200
FG % 1st Half: 17-41			41.5%	2nd half: 23-36		63.9%	Game: 40-77		51.9%							Deadball Rebound 2,1
3FG % 1st Half: 3-12			25.0%	2nd half: 6-11		54.5%	Game: 9-23		39.1%							
FT % 1st Half: 4-5			80.0%	2nd half: 6-6		100.0	Game: 10-11		90.9%							

# GAME 9

Arkansas vs North Florida  
Dec. 10, 2016 at 4:30 p.m. at Fayetteville, Ark. (Bud Walton Arena)

## North Florida 76 • 3-8

#	Player		Total		3-Ptr	Rebounds					PF	TP	A	TO	Blk	Stl	Min
			FG-FGA	FG-FGA	FT-FTA	Off	Def	Tot									
02	Aminu,Wajid	f	3-4	2-2	0-4	2	1	3	2	8	2	1	0	1	32		
33	Banks,Romelo	c	2-6	0-0	0-2	1	4	5	4	4	0	2	0	0	31		
11	Sams, Garrett	g	2-8	1-5	5-5	2	1	3	2	10	2	2	0	0	23		
12	Bodager,Aaron	g	5-10	4-9	0-0	0	5	5	2	14	2	5	0	2	34		
14	Moore,Dallas	g	12-20	4-9	6-6	0	2	2	2	34	3	1	0	1	37		
01	Odum,Karlos		0-0	0-0	1-2	0	0	0	3	1	0	3	0	0	18		
05	Fisher,Cj		0-1	0-0	0-0	0	0	0	1	0	0	1	0	0	3		
10	Blount,Osborn		0-1	0-1	0-0	0	0	0	0	0	0	1	0	0	3		
23	Malonga,Nick		2-5	1-3	0-0	0	3	3	5	5	0	3	0	0	16		
50	Haid,Benedikt		0-1	0-1	0-0	0	1	1	0	0	0	0	0	0	3		
	Team					2	3	5									
Totals			26-56	12-30	12-19	7	20	27	21	76	9	19	0	4	200		

FG % 1st Half: 15-33 45.5% 2nd half: 11-23 47.8% Game: 26-56 46.4% Deadball Rebounds 3.1  
3FG % 1st Half: 7-17 41.2% 2nd half: 5-13 38.5% Game: 12-30 40.0%  
FT % 1st Half: 7-9 77.8% 2nd half: 5-10 50.0% Game: 12-19 63.2%

## Arkansas 91 • 8-1

#	Player		Total	3-Ptr	Rebounds			PF	TP	A TO Blk Stl				Min	
			FG-FGA	FG-FGA	FT-FTA	Off	Def			Tot	A	TO	Blk		Stl
13	Thomas, Dustin	f	2-5	0-0	4-4	2	6	8	1	8	3	1	0	0	22
33	Kingsley, Moses	f	5-7	0-0	3-4	2	8	10	4	13	1	3	1	0	26
00	Barford, Jaylen	g	6-16	1-5	1-4	2	2	4	1	14	3	1	2	3	25
04	Macon, Daryl	g	3-6	2-5	5-5	0	4	4	2	13	4	3	0	3	23
21	Watkins, Manuale	g	2-6	0-0	3-4	2	2	4	2	7	4	2	0	3	22
01	Thompson, Trey		2-2	0-0	2-4	2	0	2	2	6	0	0	0	1	13
02	Bailey, Adrio		1-1	0-0	1-2	1	0	1	1	3	0	0	0	0	6
03	Hannahs, Dusty		5-10	2-6	5-5	0	1	1	0	17	3	2	1	0	25
05	Cook, Arlando		2-4	0-0	0-0	3	1	4	2	4	0	1	0	2	12
12	Hazen, Brachen		0-0	0-0	0-0	0	0	0	0	0	0	0	0	0	1
23	Jones, CJ		0-1	0-1	0-0	0	1	1	0	0	1	0	0	0	5
31	Beard, Anton		3-8	0-3	0-0	0	0	0	0	6	2	1	0	1	20
	Team					1	2	3							
Totals			31-66	5-20	24-32	15	27	42	15	91	21	14	4	13	200

FG % 1st Half: 16-33 48.5% 2nd half: 15-33 45.5% Game: 31-66 47.0% Deadball Rebounds 7  
3FG % 1st Half: 1-8 12.5% 2nd half: 4-12 33.3% Game: 5-20 25.0%  
FT % 1st Half: 11-16 68.8% 2nd half: 13-16 81.3% Game: 24-32 75.0%

Officials: Mike Nance, Todd Austin, Nate Green  
Technical fouls: North Florida-None. Arkansas-None.  
Attendance: 13700  
Estimated Actual Attendance: 7650  
Fouled Out: North Florida, #23, Malonga (8:35 2H)

Score by periods			1st	2nd	Total
North Florida			44	32	76
Arkansas			44	47	91

Last FG - UNF 2nd-03:30, AR 2nd-01:12.  
Largest lead - UNF by 3 2nd-13:44, AR by 16 2nd-01:12.  
UNF led for 06:15. AR led for 29:39. Game was tied for 04:06.

Points		In	Off	2nd	Fast	Bench
UNF		20	12	6	2	6
AR		38	21	22	10	36

Score tied - 8 times.  
Lead changed - 22 times.

# GAME 11

Arkansas vs North Dakota State  
Dec. 20, 2016 at 6 p.m. at Fayetteville, Ark. (Bud Walton Arena)

# GAME 10

Arkansas vs Texas  
Dec. 17, 2016 at 1:35 p.m. at Houston, Texas (Toyota Center)

## Arkansas 77 • 9-1

#	Player	*	Total	3-Ptr		Rebounds					PF	TP	A	TO	Blk	Stl	Min
			FG-FGA	FG-FGA	FT-FTA	Off	Def	Tot									
00	Barford, Jaylen	*	4-10	0-3	3-3	0	3	3	4	11	3	2	1	1		26	
04	Macon, Daryl	*	4-12	1-5	14-14	1	3	4	1	23	3	1	0	1		29	
13	Thomas, Dustin	*	0-3	0-0	0-0	2	1	3	4	0	0	0	1	0	1	21	
21	Watkins, Manuale	*	3-4	0-0	0-0	1	3	4	2	6	0	1	0	1	0	20	
33	Kingsley, Moses	*	2-8	0-0	3-3	1	9	10	1	7	0	2	5	0	0	32	
01	Thompson, Trey		1-4	0-0	1-2	2	1	3	2	3	0	0	0	0	0	8	
03	Hannahs, Dusty		5-11	3-6	2-3	0	0	0	3	15	1	2	0	2	2	24	
05	Cook, Arlando		1-1	0-0	4-4	0	2	2	4	6	1	0	1	1	1	17	
31	Beard, Anton		2-9	0-2	2-2	2	3	5	3	6	2	2	0	0	0	23	
Team						4	3	7									
Totals				22-62	4-16	29-31	13	28	41	24	77	10	10	8	6	200	

FG % 1st Half: 9-34 26.5% 2nd half: 13-28 46.4% Game: 22-62 35.5% Deadball Rebounds 1  
3FG % 1st Half: 1-9 11.1% 2nd half: 3-7 42.9% Game: 4-16 25.0%  
FT % 1st Half: 11-12 91.7% 2nd half: 18-19 94.7% Game: 29-31 93.5%

## Texas 74 • 5-5

#	Player	Total		3-Ptr	Rebounds			PF	TP	A TO Blk Stl				Min	
		FG-FGA	FG-FGA	FT-FTA	Off	Def	Tot			A	TO	Blk	Stl		
00	Tevin Mack	*	7-16	4-8	2-7	4	8	12	1	20	1	2	0	0	38
01	Andrew Jones	*	4-6	1-3	8-11	0	2	2	4	17	7	2	0	3	32
12	Kerwin Roach Jr.	*	5-12	0-1	2-4	1	2	3	4	12	1	2	0	1	27
31	Jarrett Allen	*	5-10	0-0	1-4	4	6	10	3	11	2	2	2	1	33
32	Shaquille Cleare	*	3-6	0-0	4-4	4	3	7	4	10	1	0	2	0	23
03	Jacob Young		0-2	0-1	0-0	0	1	1	4	0	1	2	0	0	12
04	James Banks		1-2	0-0	0-0	0	1	1	2	2	0	0	1	0	8
05	Kendal Yancy		0-4	0-2	2-2	0	1	1	0	2	0	1	1	0	11
10	Eric Davis Jr.		0-4	0-2	0-0	0	2	2	1	0	0	1	1	0	16
	Team					4	2	6							
Totals			25-62	5-17	19-32	17	28	45	23	74	13	12	7	5	200

FG % 1st Half: 13-32 40.6% 2nd half: 12-30 40.0% Game: 25-62 40.3% Deadball Rebounds 5  
3FG % 1st Half: 3-9 33.3% 2nd half: 2-8 25.0% Game: 5-17 29.4%  
FT % 1st Half: 6-10 60.0% 2nd half: 13-22 59.1% Game: 19-32 59.4%

Officials: Joe DeRosa, Pat Adams, Kerby Sittton  
Technical fouls: Arkansas-None. Texas-None.  
Attendance: 8777

Score by periods			1st	2nd	Total
Arkansas			30	47	77
Texas			35	39	74

Points		In	Off	2nd	Fast	Bench
AR		32	12	11	13	30
UT		32	8	18	11	4

Last FG - AR 2nd-02:28, UT 2nd-00:17.  
Largest lead - AR by 9 2nd-11:58, UT by 7 1st-12:35.  
AR led for 15:20. UT led for 22:22. Game was tied for 02:05.

Score tied - 6 times.  
Lead changed - 3 times.

# GAME 12

Arkansas vs Sam Houston State  
Dec. 22, 2016 at 7 p.m. at North Little Rock, Ark. (Verizon Arena)

RECORD:	OVERALL	HOME	AWAY	NEUTRAL
ALL GAMES	9-1	8-0	0-1	1-0
CONFERENCE	0-0	0-0	0-0	0-0
NON-CONFERENCE	9-1	8-0	0-1	1-0








##	Player	gp-gs	min	avg	Total		3-Point		F-Throw		Rebounds				pf	dq	a	to	blk	stl	pts	avg
					fg-fga	fg%	3fg-fga	3fg%	ft-fa	ft%	off	def	tot	avg								
03	Hannahs, Dusty	10-6	237	23.7	51-113	.451	19-50	.380	41-45	.911	6	8	14	1.4	14	0	13	13	1	6	162	16.2
04	Macon, Daryl	10-8	242	24.2	38-83	.458	15-43	.349	36-40	.900	5	26	31	3.1	22	0	29	20	1	17	127	12.7
00	Barford, Jaylen	10-8	235	23.5	42-92	.457	7-25	.280	17-26	.654	8	25	33	3.3	21	0	23	20	4	14	108	10.8
33	Kingsley, Moses	10-10	269	26.9	37-76	.487	1-2	.500	32-41	.780	23	61	84	8.4	29	1	17	22	31	7	107	10.7
31	Beard, Anton	10-2	201	20.1	28-71	.394	8-27	.296	17-22	.773	16	15	31	3.1	18	0	28	10	0	11	81	8.1
13	Thomas, Dustin	10-10	202	20.2	26-53	.491	1-2	.500	20-27	.741	14	27	41	4.1	30	1	18	10	3	4	73	7.3
21	Watkins, Manuale	10-6	218	21.8	28-53	.528	0-0	.000	8-9	.889	12	30	42	4.2	14	0	24	5	0	15	64	6.4
23	Jones, CJ	7-0	73	10.4	11-23	.478	9-16	.563	5-5	1.000	0	7	7	1.0	8	0	6	3	4	0	36	5.1
05	Cook, Arlando	10-0	121	12.1	13-29	.448	0-0	.000	7-9	.778	9	7	16	1.6	15	0	4	8	4	7	33	3.3
01	Thompson, Trey	10-0	114	11.4	11-18	.611	0-0	.000	7-11	.636	11	20	31	3.1	22	0	8	4	6	5	29	2.9
02	Bailey, Adrio	8-0	62	7.8	9-13	.692	0-0	.000	2-6	.333	7	6	13	1.6	10	0	4	8	2	2	20	2.5
12	Hazen, Brachen	6-0	24	4.0	1-2	.500	0-0	.000	0-2	.000	2	2	4	0.7	4	0	0	4	0	0	2	0.3
15	Holmes, Jonathan	1-0	2	2.0	0-2	.000	0-2	.000	0-0	.000	0	1	1	1.0	0	0	0	0	0	0	0	0.0
Team											25	16	41					1				
Total.....		10	2000		295-628	.470	60-167	.359	192-243	.790	138	251	389	38.9	207	2	174	128	56	88	842	84.2
Opponents.....		10	2000		246-589	.418	78-219	.356	152-226	.673	122	210	332	33.2	203	-	118	146	32	49	722	72.2

TEAM STATISTICS	AR	OPP	Date	Opponent	Score	Att.
SCORING	842	722	11/11/16	FORT WAYNE	w 92-83	13787
Points per game	84.2	72.2	11/14/16	SOUTHERN ILLINOIS	w 90-65	13308
Scoring margin	+12.0	-	11/18/16	UT ARLINGTON	w 71-67	13587
FIELD GOALS-ATT	295-628	246-589	11/22/16	at Minnesota	L 71-85	8997
Field goal pct	.470	.418	11/28/16	MOUNT ST. MARY'S	w 89-76	13321
3 POINT FG-ATT	60-167	78-219	12/01/16	STEPHEN F. AUSTIN	w 78-62	13358
3-point FG pct	.359	.356	12/03/16	AUSTIN PEAY	w 99-62	19483
3-pt FG made per game	6.0	7.8	12/06/16	HOUSTON	w 84-72	13455
FREE THROWS-ATT	192-243	152-226	12/10/16	NORTH FLORIDA	w 91-76	13700
Free throw pct	.790	.673	12/17/16	vs Texas	w 77-74	8777
F-Throws made per game	19.2	15.2				
REBOUNDS	389	332				
Rebounds per game	38.9	33.2				
Rebounding margin	+5.7	-				
ASSISTS	174	118				
Assists per game	17.4	11.8				
TURNOVERS	128	146				
Turnovers per game	12.8	14.6				
Turnover margin	+1.8	-				
Assist/turnover ratio	1.4	0.8				
STEALS	88	49				
Steals per game	8.8	4.9				
BLOCKS	56	32				
Blocks per game	5.6	3.2				
ATTENDANCE	113999	17774				
Home games-Avg/Game	8-14250	1-8997				
Neutral site-Avg/Game	-	1-8777				

\* - Conference game

Score by Periods	1st	2nd	Totals
Arkansas	392	450	842
Opponents	365	357	722



0		JAYLEN <b>BARFORD</b> ■ JR ■ G ■ 6-3 ■ 202 Jackson, Tenn. ■ Motlow State CC	<table><tr><th>YEAR</th><th>GP/GS</th><th>PPG</th><th>APG</th><th>RPG</th><th>SPG</th><th>FG%</th><th>FT%</th></tr><tr><td>2016-17</td><td>10/8</td><td>10.8</td><td>2.3</td><td>3.3</td><td>1.4</td><td>.457</td><td>.654</td></tr><tr><td>Career</td><td>10/8</td><td>10.8</td><td>2.3</td><td>3.3</td><td>1.4</td><td>.457</td><td>.654</td></tr></table>	YEAR	GP/GS	PPG	APG	RPG	SPG	FG%	FT%	2016-17	10/8	10.8	2.3	3.3	1.4	.457	.654	Career	10/8	10.8	2.3	3.3	1.4	.457	.654	<b>PLAYER NOTABLES:</b> <ul style="list-style-type: none"><li>Scored 10+ points in 6 of the first 10 games this season.</li><li>Third on the team in scoring, averaging 10.8 ppg.</li><li>Led the nation last year in scoring at 26.2 ppg and paced the country in FGM (310-527) and total points (837).</li></ul>	<b>CAREER HIGHS</b> PTS: 17 - UT Arlington (11/18/16) AST: 4 - (2x) last vs. Austin Peay (12/3/16) REB: 6 - (2x) last vs. Austin Peay (12/3/16) STL: 3 - (2x) last vs. North Florida (12/10/16)
YEAR	GP/GS	PPG	APG	RPG	SPG	FG%	FT%																						
2016-17	10/8	10.8	2.3	3.3	1.4	.457	.654																						
Career	10/8	10.8	2.3	3.3	1.4	.457	.654																						
1		TREY <b>THOMPSON</b> ■ JR ■ F ■ 6-9 ■ 265 Madison, Ark. ■ Forrest City HS	<table><tr><th>YEAR</th><th>GP/GS</th><th>PPG</th><th>RPG</th><th>BPG</th><th>APG</th><th>FG%</th><th>FT%</th></tr><tr><td>2016-17</td><td>10/0</td><td>2.9</td><td>3.1</td><td>0.6</td><td>0.8</td><td>.611</td><td>.636</td></tr><tr><td>Career</td><td>53/1</td><td>2.3</td><td>3.0</td><td>0.6</td><td>0.8</td><td>.583</td><td>.578</td></tr></table>	YEAR	GP/GS	PPG	RPG	BPG	APG	FG%	FT%	2016-17	10/0	2.9	3.1	0.6	0.8	.611	.636	Career	53/1	2.3	3.0	0.6	0.8	.583	.578	<b>PLAYER NOTABLES:</b> <ul style="list-style-type: none"><li>Has at least one rebound in every game this season.</li><li>Second on the team with 6 blocks.</li><li>Went a perfect 6-6 from the field, scoring a career-high 13 points against LSU (2/23/16).</li></ul>	<b>CAREER HIGHS</b> PTS: 13 - LSU (2/23/16) REB: 9 - Texas Tech (1/30/16) BLK: 4 - Texas Tech (1/30/16) AST: 5 - North Florida (12/22/15)
YEAR	GP/GS	PPG	RPG	BPG	APG	FG%	FT%																						
2016-17	10/0	2.9	3.1	0.6	0.8	.611	.636																						
Career	53/1	2.3	3.0	0.6	0.8	.583	.578																						
2		ADRIO <b>BAILEY</b> ■ FR ■ F ■ 6-6 ■ 204 Campti, La. ■ Lakeview HS	<table><tr><th>YEAR</th><th>GP/GS</th><th>PPG</th><th>RPG</th><th>BPG</th><th>APG</th><th>FG%</th><th>FT%</th></tr><tr><td>2016-17</td><td>8/0</td><td>2.5</td><td>1.6</td><td>0.3</td><td>0.5</td><td>.692</td><td>.333</td></tr><tr><td>Career</td><td>8/0</td><td>2.5</td><td>1.6</td><td>0.3</td><td>0.5</td><td>.692</td><td>.333</td></tr></table>	YEAR	GP/GS	PPG	RPG	BPG	APG	FG%	FT%	2016-17	8/0	2.5	1.6	0.3	0.5	.692	.333	Career	8/0	2.5	1.6	0.3	0.5	.692	.333	<b>PLAYER NOTABLES:</b> <ul style="list-style-type: none"><li>Ranked as the No. 11 player in the state of Louisiana.</li><li>No. 50 small forward in 2016 class by Rivals.com.</li><li>Scored a career-high 14 points, 7 rebounds, 2 assists and 2 blocks against Austin Peay.</li></ul>	<b>CAREER HIGHS</b> PTS: 14 - Austin Peay (12/3/16) REB: 7 - Austin Peay (12/3/16) BLK: 2 - Austin Peay (12/3/16) AST: 2 - Austin Peay (12/3/16)
YEAR	GP/GS	PPG	RPG	BPG	APG	FG%	FT%																						
2016-17	8/0	2.5	1.6	0.3	0.5	.692	.333																						
Career	8/0	2.5	1.6	0.3	0.5	.692	.333																						
3		DUSTY <b>HANNAHS</b> ■ SR ■ G ■ 6-3 ■ 210 Little Rock, Ark. ■ Texas Tech University	<table><tr><th>YEAR</th><th>GP/GS</th><th>PPG</th><th>APG</th><th>SPG</th><th>FG%</th><th>3FG%</th><th>FT%</th></tr><tr><td>2016-17</td><td>10/6</td><td>16.2</td><td>1.3</td><td>0.6</td><td>.451</td><td>.380</td><td>.911</td></tr><tr><td>Career</td><td>105/52</td><td>11.0</td><td>0.9</td><td>0.5</td><td>.426</td><td>.397</td><td>.883</td></tr></table>	YEAR	GP/GS	PPG	APG	SPG	FG%	3FG%	FT%	2016-17	10/6	16.2	1.3	0.6	.451	.380	.911	Career	105/52	11.0	0.9	0.5	.426	.397	.883	<b>PLAYER NOTABLES:</b> <ul style="list-style-type: none"><li>Ranks 7th in the league in scoring at 16.2 ppg.</li><li>Is 28-of-29 (.965) from the FT line over the last 7+ games.</li><li>Has scored 10+ points in 17 straight contests, dating back to last season.</li></ul>	<b>CAREER HIGHS</b> PTS: 33 - Florida (3/10/16) AST: 6 - at West Virginia (1/22/14) STL: 3 - (2x) last vs. Miss. St. (1/9/16) 3FGM: 8 - Miss. St. (1/9/16)
YEAR	GP/GS	PPG	APG	SPG	FG%	3FG%	FT%																						
2016-17	10/6	16.2	1.3	0.6	.451	.380	.911																						
Career	105/52	11.0	0.9	0.5	.426	.397	.883																						
4		DARYL <b>MACON</b> ■ JR ■ G ■ 6-3 ■ 185 Little Rock, Ark. ■ Holmes CC	<table><tr><th>YEAR</th><th>GP/GS</th><th>PPG</th><th>APG</th><th>SPG</th><th>FG%</th><th>3FG%</th><th>FT%</th></tr><tr><td>2016-17</td><td>10/8</td><td>12.7</td><td>2.9</td><td>1.7</td><td>.458</td><td>.349</td><td>.900</td></tr><tr><td>Career</td><td>10/8</td><td>12.7</td><td>2.9</td><td>1.7</td><td>.458</td><td>.349</td><td>.900</td></tr></table>	YEAR	GP/GS	PPG	APG	SPG	FG%	3FG%	FT%	2016-17	10/8	12.7	2.9	1.7	.458	.349	.900	Career	10/8	12.7	2.9	1.7	.458	.349	.900	<b>PLAYER NOTABLES:</b> <ul style="list-style-type: none"><li>Has made 19 straight free throws over the last 2 games.</li><li>Tied for 7th in the SEC at 1.7 steals per game.</li><li>Has scored 12+ points in seven of 10 games this season.</li><li>Scored a career-high 23 pts against Texas on Saturday.</li></ul>	<b>CAREER HIGHS</b> PTS: 23 - Texas (12/17/16) AST: 5 - (3x) last vs. Stephen F. Austin (12/1/16) STL: 4 - Fort Wayne (11/11/16) 3FGM: 4 - Southern Illinois (11/14/16)
YEAR	GP/GS	PPG	APG	SPG	FG%	3FG%	FT%																						
2016-17	10/8	12.7	2.9	1.7	.458	.349	.900																						
Career	10/8	12.7	2.9	1.7	.458	.349	.900																						
5		ARLANDO <b>COOK</b> ■ JR ■ F ■ 6-8 ■ 215 St. Louis, Mo. ■ Connors State College	<table><tr><th>YEAR</th><th>GP/GS</th><th>PPG</th><th>RPG</th><th>BPG</th><th>APG</th><th>FG%</th><th>FT%</th></tr><tr><td>2016-17</td><td>10/0</td><td>3.3</td><td>1.6</td><td>0.4</td><td>0.4</td><td>.448</td><td>.778</td></tr><tr><td>Career</td><td>10/0</td><td>3.3</td><td>1.6</td><td>0.4</td><td>0.4</td><td>.448</td><td>.778</td></tr></table>	YEAR	GP/GS	PPG	RPG	BPG	APG	FG%	FT%	2016-17	10/0	3.3	1.6	0.4	0.4	.448	.778	Career	10/0	3.3	1.6	0.4	0.4	.448	.778	<b>PLAYER NOTABLES:</b> <ul style="list-style-type: none"><li>Ranked as the No. 6 JUCO transfer in the 2016 class.</li><li>Averaged 16.0 pts and 10.1 rebs per game last season.</li><li>Totalled 15 double-doubles, eight 20-point games and 16 10+ rebound performances last season.</li></ul>	<b>CAREER HIGHS</b> PTS: 9 - Southern Illinois (11/14/16) REB: 4 - North Florida (12/10/16) BLK: 1 - (4x) last vs. Texas (12/17/16) AST: 2 - Austin Peay (12/3/16)
YEAR	GP/GS	PPG	RPG	BPG	APG	FG%	FT%																						
2016-17	10/0	3.3	1.6	0.4	0.4	.448	.778																						
Career	10/0	3.3	1.6	0.4	0.4	.448	.778																						
12		BRACHEN <b>HAZEN</b> ■ FR ■ F ■ 6-8 ■ 195 Fort Wayne, Ind. ■ Columbia City HS	<table><tr><th>YEAR</th><th>GP/GS</th><th>PPG</th><th>APG</th><th>RPG</th><th>FG%</th><th>3FG%</th><th>FT%</th></tr><tr><td>2016-17</td><td>6/0</td><td>0.3</td><td>--</td><td>0.7</td><td>.500</td><td>--</td><td>.000</td></tr><tr><td>Career</td><td>6/0</td><td>0.3</td><td>--</td><td>0.7</td><td>.500</td><td>--</td><td>.000</td></tr></table>	YEAR	GP/GS	PPG	APG	RPG	FG%	3FG%	FT%	2016-17	6/0	0.3	--	0.7	.500	--	.000	Career	6/0	0.3	--	0.7	.500	--	.000	<b>PLAYER NOTABLES:</b> <ul style="list-style-type: none"><li>Had a tip-in off an offensive rebound vs. Austin Peay.</li><li>Ranked as the No. 7 player in the state of Indiana.</li><li>Averaged 16.1 pts, 9.3 rebs, 2.6 asts, 1.4 stls and 1.8 blks per game as a senior.</li></ul>	<b>CAREER HIGHS</b> PTS: 2 - Austin Peay (12/3/16) AST: -- REB: 2 - Southern Illinois (11/14/16) 3FGM: --
YEAR	GP/GS	PPG	APG	RPG	FG%	3FG%	FT%																						
2016-17	6/0	0.3	--	0.7	.500	--	.000																						
Career	6/0	0.3	--	0.7	.500	--	.000																						
13		DUSTIN <b>THOMAS</b> ■ R-JR ■ F ■ 6-8 ■ 225 Texarkana, Texas ■ University of Colorado	<table><tr><th>YEAR</th><th>GP/GS</th><th>PPG</th><th>RPG</th><th>BPG</th><th>SPG</th><th>FG%</th><th>FT%</th></tr><tr><td>2016-17</td><td>10/10</td><td>7.3</td><td>4.1</td><td>0.3</td><td>0.4</td><td>.442</td><td>.639</td></tr><tr><td>Career</td><td>77/27</td><td>4.4</td><td>2.7</td><td>0.2</td><td>0.3</td><td>.442</td><td>.639</td></tr></table>	YEAR	GP/GS	PPG	RPG	BPG	SPG	FG%	FT%	2016-17	10/10	7.3	4.1	0.3	0.4	.442	.639	Career	77/27	4.4	2.7	0.2	0.3	.442	.639	<b>PLAYER NOTABLES:</b> <ul style="list-style-type: none"><li>Sat out last season after transferring from Colorado.</li><li>Has scored 8+ points in six of 10 games.</li><li>Recorded 10 points and six rebounds in his first start as a Razorback.</li></ul>	<b>CAREER HIGHS</b> PTS: 17 - USC (1/4/15) REB: 8 - North Florida (12/10/16) BLK: 2 - (2x) last vs. California (2/12/15) STL: 3 - USC (1/4/15)
YEAR	GP/GS	PPG	RPG	BPG	SPG	FG%	FT%																						
2016-17	10/10	7.3	4.1	0.3	0.4	.442	.639																						
Career	77/27	4.4	2.7	0.2	0.3	.442	.639																						
21		MANUALE <b>WATKINS</b> ■ SR ■ G ■ 6-3 ■ 222 Fayetteville, Ark. ■ Fayetteville HS	<table><tr><th>YEAR</th><th>GP/GS</th><th>PPG</th><th>APG</th><th>RPG</th><th>SPG</th><th>FG%</th><th>FT%</th></tr><tr><td>2016-17</td><td>10/6</td><td>6.4</td><td>2.4</td><td>4.2</td><td>1.5</td><td>.528</td><td>.889</td></tr><tr><td>Career</td><td>86/15</td><td>3.8</td><td>1.5</td><td>2.5</td><td>1.0</td><td>.509</td><td>.630</td></tr></table>	YEAR	GP/GS	PPG	APG	RPG	SPG	FG%	FT%	2016-17	10/6	6.4	2.4	4.2	1.5	.528	.889	Career	86/15	3.8	1.5	2.5	1.0	.509	.630	<b>PLAYER NOTABLES:</b> <ul style="list-style-type: none"><li>Is 10th in the country in assist/turnover ratio at 4.8</li><li>Has 13 steals over the last seven games.</li><li>Has 23 total rebounds in the last five games, including two games of seven rebounds each.</li></ul>	<b>CAREER HIGHS</b> PTS: 14 - (2x) last at Wake Forest (12/4/15) AST: 5 - (2x) last vs. Northwestern St. (12/1/15) REB: 9 - Northwestern St. (12/1/15) STL: 5 - Wake Forest (11/19/14)
YEAR	GP/GS	PPG	APG	RPG	SPG	FG%	FT%																						
2016-17	10/6	6.4	2.4	4.2	1.5	.528	.889																						
Career	86/15	3.8	1.5	2.5	1.0	.509	.630																						
23		C.J. <b>JONES</b> ■ FR ■ G ■ 6-5 ■ 175 Birmingham, Ala. ■ Central Park Christian	<table><tr><th>YEAR</th><th>GP/GS</th><th>PPG</th><th>APG</th><th>SPG</th><th>FG%</th><th>3FG%</th><th>FT%</th></tr><tr><td>2016-17</td><td>7/0</td><td>5.1</td><td>0.9</td><td>--</td><td>.478</td><td>.563</td><td>1.000</td></tr><tr><td>Career</td><td>7/0</td><td>5.1</td><td>0.9</td><td>--</td><td>.478</td><td>.563</td><td>1.000</td></tr></table>	YEAR	GP/GS	PPG	APG	SPG	FG%	3FG%	FT%	2016-17	7/0	5.1	0.9	--	.478	.563	1.000	Career	7/0	5.1	0.9	--	.478	.563	1.000	<b>PLAYER NOTABLES:</b> <ul style="list-style-type: none"><li>Third on the team with 19.7 points per 40 minutes.</li><li>Averaged 28 ppg, 6 rpg, 4 apg and 3 spg as a senior.</li><li>Had 11 points vs. Austin Peay on 4-of-6 shooting, 3-of-4 from behind the arc. Is shooting 50.0 percent from the field.</li></ul>	<b>CAREER HIGHS</b> PTS: 11 - (2x) last vs. Austin Peay (12/3/16) AST: 2 - Austin Peay (12/3/16) STL: -- 3FGM: 3 - Austin Peay (12/3/16)
YEAR	GP/GS	PPG	APG	SPG	FG%	3FG%	FT%																						
2016-17	7/0	5.1	0.9	--	.478	.563	1.000																						
Career	7/0	5.1	0.9	--	.478	.563	1.000																						
31		ANTON <b>BEARD</b> ■ JR ■ G ■ 6-0 ■ 198 North Little Rock, Ark. ■ North Little Rock HS	<table><tr><th>YEAR</th><th>GP/GS</th><th>PPG</th><th>APG</th><th>SPG</th><th>FG%</th><th>3FG%</th><th>FT%</th></tr><tr><td>2016-17</td><td>10/2</td><td>8.1</td><td>2.8</td><td>1.1</td><td>.394</td><td>.296</td><td>.773</td></tr><tr><td>Career</td><td>68/19</td><td>6.5</td><td>1.8</td><td>1.0</td><td>.371</td><td>.320</td><td>.664</td></tr></table>	YEAR	GP/GS	PPG	APG	SPG	FG%	3FG%	FT%	2016-17	10/2	8.1	2.8	1.1	.394	.296	.773	Career	68/19	6.5	1.8	1.0	.371	.320	.664	<b>PLAYER NOTABLES:</b> <ul style="list-style-type: none"><li>Has multiple assists in nine of 10 games this year.</li><li>Has 3-plus rebounds in six of the last eight games.</li><li>Second on the team with 16 offensive rebounds.</li><li>Taken 3 of the team's 11 charges this year.</li></ul>	<b>CAREER HIGHS</b> PTS: 18 - at Georgia (1/23/16) AST: 6 - Southern Illinois (11/14/16) STL: 5 - Milwaukee (12/22/14) 3FGM: 4 - at Ole Miss (2/14/15)
YEAR	GP/GS	PPG	APG	SPG	FG%	3FG%	FT%																						
2016-17	10/2	8.1	2.8	1.1	.394	.296	.773																						
Career	68/19	6.5	1.8	1.0	.371	.320	.664																						
33		MOSES <b>KINGSLEY</b> ■ SR ■ F ■ 6-10 ■ 230 Abuja, Nigeria ■ Huntington Prep (W.Va.)	<table><tr><th>YEAR</th><th>GP/GS</th><th>PPG</th><th>RPG</th><th>BPG</th><th>SPG</th><th>FG%</th><th>FT%</th></tr><tr><td>2016-17</td><td>10/10</td><td>10.7</td><td>8.4</td><td>3.1</td><td>0.7</td><td>.487</td><td>.780</td></tr><tr><td>Career</td><td>110/45</td><td>7.9</td><td>5.2</td><td>1.8</td><td>0.7</td><td>.527</td><td>.653</td></tr></table>	YEAR	GP/GS	PPG	RPG	BPG	SPG	FG%	FT%	2016-17	10/10	10.7	8.4	3.1	0.7	.487	.780	Career	110/45	7.9	5.2	1.8	0.7	.527	.653	<b>PLAYER NOTABLES:</b> <ul style="list-style-type: none"><li>Is the SEC's active leader in double-doubles with 19.</li><li>Is 11th in the country with 3.1 blocks per game.</li><li>Named to the Wooden Award Watch List.</li></ul>	<b>CAREER HIGHS</b> PTS: 26 - at Dayton (12/30/15) REB: 14 - (2x) last vs. Florida (3/10/16) BLK: 8 - Tennessee Tech (12/12/15) STL: 4 - Auburn (2/17/16)
YEAR	GP/GS	PPG	RPG	BPG	SPG	FG%	FT%																						
2016-17	10/10	10.7	8.4	3.1	0.7	.487	.780																						
Career	110/45	7.9	5.2	1.8	0.7	.527	.653																						
HC		 1980-82 - Student-Athlete	 1982-85 - Volunteer Assistant	 1985-89 - Volunteer Assistant 1989-00 - Assistant Coach 2000-02 - Assistant Head Coach	 2002-06 - Head Coach 89-41 (.680)	 2006-11 - Head Coach 111-57 (.660)	 2011-Present - Head Coach 111-65 (.631)																						